

MAQUET

ServoCare

PRODUCTS AND ACCESSORIES
CATALOG ISSUED OCTOBER 2004

CRITICAL CARE



ServoCare

The ServoCare program encompasses everything you will need to ensure safe and reliable operation of your ventilators, from upgrades to technical maintenance. In this catalog you will find products, accessories, software upgrades and consumables that you can use

to further increase the performance of your equipment.

For further information on what the ServoCare program has to offer, please contact your local sales or service representative.

Note!

Not all products listed in this catalog are available in all countries. For details contact your local representative.

Products known to contain latex are indicated as such.

For information on compatibility, use and application of the products and accessories listed in this catalog, refer to the appropriate User's guide or Service manual.

Accessories labeled as 'Replacement part' are considered 'spare parts' for one of two reasons: They are supplied solely for replacement of existing components of medical devices which have received medical device approval prior to June 1998 or they are only parts of a medical device, not a finished product.

For online information please refer to www.maquet.com/criticalcare

How to find accessories in the catalog

Accessories for different products are indicated by dots on the vertical lines, see example below.

Products and accessories can also be found by the Alphabetical index and the Order number index at the end of the catalog.

Consumables

O₂ cell with O-ring
Type MSA
90 04 979
Type Envitec
64 19 332

Filter for O₂ cell, 25 each
93 03 892

Contents

Contents	C
Ventilators	1
Carts, mounts	2
Manual ventilation	3
Gas evacuation	4
Gas supply	5
Nebulizers	6
Patient connection	7
Humidifiers	8
Suction equipment	9
Servo gas monitoring	10
Remote monitoring	11
Vaporizers	12
KION patient monitoring accessories	13
Index	I

Ventilators

Servo-i.....	7
Servo-i country kit.....	9
Servo-i basic software.....	10
Servo-i software options.....	13
Servo-s.....	17
Servo-s country kit.....	20
Servo-s basic software.....	21
Servo-s software options.....	22
Accessories.....	24
Consumables.....	30

Carts, mounts

Carts.....	34
Mounts for wall/shelf/bed.....	35
Accessories.....	36

Manual ventilation

Manual ventilation accessory.....	38
Accessories.....	39

Gas evacuation

Servo Evac 180.....	41
Accessories.....	42
Consumables.....	43

Gas supply

O ₂ -Air Mixer 961.....	44
O ₂ -N ₂ O/O ₂ -Air Mixer 962.....	46
O ₂ -Air Mixer 965.....	47
Compressor.....	48
Accessories.....	49
Consumables for compressors.....	55

Nebulizers

Aeroneb Pro.....	56
Servo Ultra Nebulizer, Servo-i.....	57
Servo Ultra Nebulizer 145.....	58
Accessories.....	59

Contents

C

Consumables.....	62
Patient connection	
Support arms.....	63
Accessories.....	64
Consumables.....	72
Humidifiers	
Servo Humidifiers.....	73
Servo Filter Humidifiers.....	74
Fisher & Paykel Humidifiers.....	75
Accessories for Fisher & Paykel Humidifier.....	76
Consumables for Fisher & Paykel Humidifier.....	79
Suction equipment	
Consumables.....	80
Servo gas monitoring	
CO ₂ Analyzer Module.....	81
Accessories.....	82
Consumables.....	85
Remote monitoring	
Medical Information Bus (MIB) connection.....	86
Vaporizers	
KION PIVap vaporizers.....	88
Halothane Vaporizer 950.....	90
Enflurane Vaporizer 951.....	91
Isoflurane Vaporizer 952.....	92
Sevoflurane Vaporizer 953.....	93
Accessories.....	94
KION patient monitoring accessories	
Monitor software options.....	95
Docking Stations and MIB options.....	97
KION MultiGas monitoring.....	98
ECG.....	100
SpO ₂	102
Temperature.....	104

Non-invasive Blood Pressure (NBP).....	105
Invasive Blood Pressure (IBP).....	107
Cardiac Output.....	109
etCO ₂	110
Cables and devices for external connection.....	111
Recorder.....	114
Mounting devices.....	115
Power adapters, power cables and batteries.....	116
INFINITY Gateway data access system.....	117

Index

Alphabetical index.....	118
Order number index.....	124

Servo-i

Each Servo-i ventilator configuration must start with the following:

- Servo-i base unit
- Servo-i country kit
- Basic software (Servo-i Adult software, Servo-i Infant software or Servo-i Universal software)

Note! Softwares are factory installed and are specific for each individual Servo-i ventilator. In order to define software installations, each configuration must be specified on an individual order form.

Servo-i base unit

64 87 800

- Including:
 - User interface
 - Patient unit
 - Battery module
 - Test tube (blue)
 - O₂ cell for Servo-i/Servo-s
 - Test Lung 190
 - Neonatal test lung 191
 - One extra expiratory cassette
 - Installation instructions





Servo-i

Further information material

- Service manual
 - Computer Interface Emulator (CIE) – Reference manual
 - Textbook for presentations (incl. PowerPoint presentation to textbook on CD-ROM)
 - Physiology of respiration, Carbon dioxide – Training material, workbook
 - Humidification and filtration of respiratory gases – Training material
 - Product data sheet:
 - Servo-i Universal
 - Servo-i Adult
 - Servo-i Infant
 - System flow chart
 - Pocket guides:
 - Modes of ventilation
 - Lung Recruitment
 - Non Invasive Ventilation (NIV)
 - Brochure
 - Golden moments in mechanical ventilation – Brochure
 - Open Lung Tool – Folder (empty)
 - A new dimension in ventilatory efficiencies – PowerPoint presentation, CD-ROM
 - Golden moments in mechanical ventilation – PowerPoint presentation, CD-ROM
 - 11 Clinical lectures (CD Symposium)
 - 9 Installation reports
 - Golden Moments ... – 8 different posters
 - Open Lung Tool – Quick info
 - Infosheet:
 - Software options
 - Open Lung Tool
 - Use of the Open Lung Tool
 - Servo-i – 5 different posters
-

Servo-i country kit



Servo-i country kit

English, DISS connections, North American power cable

65 94 597

English US, DISS connections, North American power cable

65 24 388

English, AGA connections, European power cable

64 87 792

English, NIST connections, European power cable

65 24 396

German, NIST connections, European power cable

65 23 943

German, AGA connections, European power cable

65 24 438

French, DISS connections, North American power cable

65 24 404

French, French standard connections, European power cable

65 23 950

French, AGA connections, European power cable

65 24 412

Spanish/American, AGA connections, North American power cable

65 23 968

Spanish/European, AGA connections, European power cable

65 24 420

Italian, NIST connections, European power cable

65 23 976

Swedish, AGA connections, European power cable

65 23 984

Danish, AGA connections, European power cable

65 68 104

Finnish*, AGA connections, European power cable

66 66 296

Norwegian*, AGA connections, European power cable

66 70 262

Portuguese, AGA connections, European power cable

65 68 138

Dutch, NIST connections, European power cable

65 68 120

Greek, French standard connections, European power cable

65 68 088

Turkish, NIST connections, European power cable

65 68 112

Russian, AGA connections, European power cable

66 66 288

Chinese, NIST connections, North American power cable

66 66 270

Japanese, AGA connections, North American power cable

65 23 992

* User interface in English, language specific user's manual

■ Including:

- Gas inlet connections
- Mains power inlet cable
- User's manual
- Brief operating instructions
- Routine cleaning – wall diagram

■ Alternative mains power inlet cable can be ordered separately (see "Accessories")



Servo-i basic software

Servo-i Universal software

65 24 206

For all patient categories; neonate, pediatric and adult

Standard ventilation modes:

- Controlled ventilation:
 - Pressure Control (PC)
 - Volume Control (VC)
 - Pressure Regulated Volume Control (PRVC)
- Supported ventilation:
 - Volume Support (VS)
 - Pressure Support (PS)/CPAP
- Combined ventilation:
 - SIMV (VC) + PS
 - SIMV (PC) + PS
 - SIMV (PRVC) + PS

Optional ventilation mode:

- Combined ventilation:
 - Bi-Vent

Additional options:

- Automode[®] (Pressure/Volume/PRVC)
 - Nebulizer
 - Open Lung Tool[®]
 - CO₂ Analyzer
 - Alarm output connector for external alarm
 - Non Invasive Ventilation (NIV) (Pressure Support, Pressure Control)
 - Including:
 - Ventilation range for all patient categories
 - Backup ventilation
-



Servo-i basic software

Servo-i Adult software

65 24 214

For adult patients

Standard ventilation modes:

- Controlled ventilation:
 - Volume Control (VC)
- Supported ventilation:
 - Pressure Support (PS)/CPAP
- Combined ventilation:
 - SIMV (VC) + PS

Optional ventilation modes:

- Controlled ventilation:
 - Pressure Control (PC)
 - Pressure Regulated Volume Control (PRVC)
- Supported ventilation:
 - Volume Support (VS)
- Combined ventilation:
 - SIMV (PC) + PS (included in the PC option)
 - SIMV (PRVC) + PS (included in the PRVC option)
 - Bi-Vent

Additional options:

- Automode[®] (Pressure/Volume/PRVC)
 - Upgrade to Servo-i Universal all patient categories (Adult & Infant)
 - Nebulizer
 - Open Lung Tool[®]
 - CO₂ Analyzer
 - Alarm output connector for external alarm
 - Non Invasive Ventilation (NIV) (Pressure Support, Pressure Control)
 - Including:
 - Backup ventilation
-



Servo-i basic software

Servo-i Infant software

65 24 222

For neonatal to pediatric patients

Standard ventilation modes:

- Controlled ventilation:
 - Pressure Control (PC)
- Supported ventilation:
 - Pressure Support (PS)/CPAP
- Combined ventilation:
 - SIMV (PC) + PS

Optional ventilation modes:

- Controlled ventilation:
 - Volume Control (VC)
 - Pressure Regulated Volume Control (PRVC)
- Supported ventilation:
 - Volume Support (VS)
- Combined ventilation:
 - SIMV (VC) + PS (included in the VC option)
 - SIMV (PRVC) + PS (included in the PRVC option)
- Bi-Vent

Additional options:

- Automode® (Pressure/Volume/PRVC)
 - Upgrade to Servo-i Universal all patient categories (Adult & Infant)
 - Nebulizer
 - Open Lung Tool®
 - CO₂ Analyzer
 - Alarm output connector for external alarm
 - Non Invasive Ventilation (NIV) (Pressure Support, Pressure Control)
 - Including:
 - Backup ventilation
-



Servo-i software options

Note!

- One software option must be ordered for each individual ventilator.
- When ordering software options for existing Servo-i ventilators, the ventilator serial number must always be stated. The software can only be installed on the ventilator with the stated serial number.
- When ordering software options for different ventilators at the same time they will normally be delivered on the same PC Card unless otherwise requested.

Upgrade transfer card, Servo-i

65 32 639

- Necessary for transfer of software upgrade options when upgrading existing Servo-i ventilators
- One upgrade transfer card can be used to upgrade multiple Servo-i ventilators

Upgrade transfer E-delivery, Servo-i

66 50 100

- Software upgrade options can be delivered by E-delivery via the Software Download intranet website "<http://swdownload.maquet.se>", using this order number instead of sending the software on an upgrade transfer card.
- Will be sequentially launched in different countries.
- Please contact Maquet Critical Care, Solna, Sweden for further information.
- Including:
 - User's manual (as pdf-file)
- A Software download card (see below) is recommended for transfer from receiver computer to ventilator.

Software download card

66 67 245


- "Empty" PC card. Contributes to ensure a controlled and certified transfer of software via the Software Download intranet website "<http://swdownload.maquet.se>" into the Servo-i/Servo-s with maintained quality.

Pressure Control (PC) software

65 33 769

In Pressure Control the ventilator delivers a flow to maintain the preset pressure at a preset respiratory rate and during a preset inspiratory time. The pressure is constant during the inspiratory time and the flow is decelerating. If for any reason pressure decreases during inspiration the flow from the ventilator will immediately increase to maintain the set inspiratory pressure.

- Including:
 - SIMV (PC)+PS
- One software option must be ordered for each individual ventilator. See also "Note!" above.



Servo-i software options

Volume Control (VC) software

65 33 785

In Volume Control the ventilator delivers the preset tidal volume with a constant flow during the preset inspiratory time with the preset pause time and at the preset respiratory rate. The peak pressure can vary from breath to breath if the patient's compliance and resistance changes.

- Including:
 - SIMV (VC)+PS
- One software option must be ordered for each individual ventilator. See also "Note!" above.

PRVC software

65 33 744

Pressure Regulated Volume Control (PRVC) is a controlled mode of ventilation which combines the advantages of Volume Controlled and Pressure Controlled Ventilation. The ventilator delivers the preset tidal volume with the lowest possible pressure. The pressure is constant during the set inspiratory time and the flow is decelerating. The set tidal volume is achieved by automatic, breath-by-breath pressure regulation.

- Including:
 - SIMV (PRVC)+PS
- One software option must be ordered for each individual ventilator. See also "Note!" above.

Volume Support (VS) software

65 33 751

Volume Support is a spontaneous mode; the patient has to initiate the breath and the ventilator delivers support in proportion to the inspiratory effort and the target volume. The set tidal volume will be delivered to the patient with different support from the ventilator depending on the patient's activity. The inspiratory flow will be decelerating.

- One software option must be ordered for each individual ventilator. See also "Note!" above.

Upgrade to Servo-i Universal all patient categories (Adult & Infant)

65 33 793

Upgrade to Servo-i Universal all patient categories allows an existing Servo-i Adult or Servo-i Infant to be upgraded to have the same parameter settings as Servo-i Universal.

- Please note that no ventilation modes are included – they must be ordered separately if wanted (see "Servo-i – System Flow Chart" for details).
- One software option must be ordered for each individual ventilator. See also "Note!" above.

Servo-i Uniers.
Servo-i Adult
Servo-i Infant



Servo-i software options

Automode® software

65 33 140

Automode is a ventilator functionality where the ventilator adapts to the patient's varying breathing capacity and automatically shifts between a control mode and a support mode, using a fixed combination of ventilation modes.

- Servo-i Adult upgrade note: Automode on Servo-i Adult requires at least one of the following software upgrades (for extended functionality two or three of these alternatives are recommended):
 - Volume Support – 65 33 751 E407E (for use together with existing Volume Control)
 - Pressure Control – 65 33 769 E407E (for use together with existing Pressure Support)
 - PRVC – 65 33 744 E407E, together with Volume Support – 65 33 751 E407E
- Servo-i Infant upgrade note: Automode on Servo-i Infant uses existing Pressure Support together with Pressure Control. For extended functionality one or two of the following software upgrades are recommended:
 - Volume Control – 65 33 785 E407E together with Volume Support – 65 33 751 E407E
 - PRVC – 65 33 744 E407E together with Volume Support – 65 33 751 E407E
- One software option must be ordered for each individual ventilator. See also "Note!" above.

Open Lung Tool® software

65 33 173

The Open Lung Tool (OLT) is a real-time monitoring option that looks at the changes in lung mechanics during the clinical application of a recruitment strategy. The OLT can be used for graphical visualization of measured and calculated values for easier interpretation of patient response to user controlled lung recruitment procedures. The OLT can also be used as a breath by breath trend monitor of collected and stored parameter data.

- Servo-i Adult upgrade note: Pressure Control (PC) software upgrade is recommended
- One software option must be ordered for each individual ventilator. See also "Note!" above.

Ultra Nebulizer software, Servo-i

65 33 033

The Servo Ultra Nebulizer operates continuously regardless of ventilation mode setting. No extra gas volume is added to the inspiratory minute volume and thus neither the ventilator settings nor the readings are affected.

- Requires Servo Ultra Nebulizer, Servo-i (see "Nebulizers"). (Aeroneb Pro requires no software.)
- One software option must be ordered for each individual ventilator. See also "Note!" above.

Servo-i - Uniers.
Servo-i - Adult
Servo-i - Infant



Servo-i software options

Bi-Vent software, Servo-i

65 33 157

Bi-Vent is pressure controlled breathing, giving the patient the opportunity of unrestricted spontaneous breathing. Two pressure levels are set together with the individually set duration of each level. Spontaneous efforts can be assisted by pressure support at both pressure levels.

- One software option must be ordered for each individual ventilator. See also "Note!" above.

CO₂ Analyzer software, Servo-i

65 33 462

The CO₂ Analyzer allows for continuous monitoring shown in a waveform indicating the CO₂ concentration. Numerical presentations of End Tidal CO₂ concentration (etCO₂), CO₂ minute elimination and CO₂ tidal elimination are also shown on the screen.

- Requires CO₂ Analyzer Module, Servo-i (see chapter "Servo gas monitoring")
- One software option must be ordered for each individual ventilator. See also "Note!" above.

Alarm output connector software, Servo-i

66 49 748

- Requires Alarm output connector kit/upgrade kit (see "Accessories")
- One software option must be ordered for each individual ventilator. See also "Note!" above.

Non Invasive Ventilation (NIV) software, Servo-i

66 67 187

Non Invasive Ventilation (NIV) refers to mask-based ventilation. NIV provides an effective leakage compensation, thus maintaining the pressure set to the patient. NIV supports ventilation in the Pressure Control and Pressure Support modes. In the case of apnea, a ventilator controlled breathing frequency is automatically activated to maintain desired ventilation during NIV.

- Supported ventilation modes:
 - Pressure Control (PC)
 - Pressure Support (PS)
- Servo-i Adult upgrade note: Pressure Control (PC) software upgrade is recommended
- One software option must be ordered for each individual ventilator. See also "Note!" above.

Ventilation Record Card

65 33 181

The Ventilation Record Card allows for transfer of patient data from the ventilator system to a PC. Data can then be further processed and stored.

- Including:
 - User's manual

Servo-s

Each Servo-s ventilator configuration must start with the following:

- Servo-s base unit
- Servo-s country kit
- Servo-s basic software

Note! Softwares are factory installed and are specific for each individual Servo-s ventilator. In order to define software installations, each configuration must be specified on an individual order form.



Servo-s base unit

66 40 440

- Including:
 - Test tube (blue)
 - O₂ cell for Servo-i/Servo-s
 - Test Lung 190
 - One extra expiratory cassette
 - Installation instructions



Further information material

- Service manual
- Computer Interface Emulator (CIE) – Reference manual
- Product data sheet
- System flow chart
- Brochure
- Folder (empty)
- Pocket guides:
 - Modes of ventilation
 - Non Invasive Ventilation (NIV)
- Textbook for presentations
- Physiology of respiration, Carbon dioxide – Training material, workbook
- Humidification and filtration of respiratory gases – Training material
- Product presentation
- Sales presentation
- Servo-s – Product poster



Servo-s

Servo-s base unit with Compressor Mini

With Compressor Mini 115 V/60 Hz, English, PSI pressure indicator, DISS air connections, US color marking

66 63 731

With Compressor Mini 230 V/50 Hz, English, kPa pressure indicator, AGA air connections, ISO color marking

66 63 749

■ For other language than English: add one of the following order numbers to the order number above:

German

65 45 284

French

65 45 292

Spanish

65 45 300

Italian

65 45 318

Swedish*

65 40 533

Russian*

66 64 283

Chinese*

66 64 275

* User interface in English, language specific user's manual

■ Compressor Mini:

- Capacity 30 l/min at 350 kPa (50 PSI)
- With standby function
- With tank 1.25 l
- Modification nipples for alternative air connections (with alternative colour markings) are available (see "Gas supply – Accessories")
- For stand-alone use (if not mounted on a cart) a stand-alone mounting kit must be ordered (see chapter "Gas supply – Accessories")

■ Including:

- Test tube (blue)
- O₂ cell for Servo-i/Servo-s
- Test Lung 190
- One extra expiratory cassette
- Mounting kit for Compressor Mini on Servo-s Mobile Cart
- Operating Manual for Compressor Mini
- Installation instructions

Further information material

- Service manual
- Computer Interface Emulator (CIE) – Reference manual
- Product data sheet
- System flow chart
- Brochure



Servo-s

Further information material

- Folder (empty)
 - Pocket guides:
 - Modes of ventilation
 - Non Invasive Ventilation (NIV)
 - Textbook for presentations
 - Physiology of respiration, Carbon dioxide – Training material, workbook
 - Humidification and filtration of respiratory gases – Training material
 - Product presentation
 - Sales presentation
 - Servo-s – Product poster
-



Servo-s country kit

Servo-s country kit

English, DISS connections, North American power cable

66 50 027

English US, DISS connections, North American power cable

66 51 173

English, AGA connections, European power cable

66 50 035

English, NIST connections, European power cable

66 50 043

German, NIST connections, European power cable

66 51 181

German, AGA connections, European power cable

66 51 199

French, DISS connections, North American power cable

66 50 068

French, French standard connections, European power cable

66 51 207

French, AGA connections, European power cable

66 50 076

Spanish/American, AGA connections, North American power cable

66 50 050

Spanish/European, AGA connections, European power cable

66 51 215

Italian, NIST connections, European power cable

66 51 249

Portuguese, AGA connections, European power cable

66 50 084

Dutch, NIST connections, European power cable

66 51 256

Greek, French standard connections, European power cable

66 51 264

Turkish, NIST connections, European power cable

66 51 272

Russian, AGA connections, European power cable

66 66 015

Chinese, NIST connections, North American power cable

66 66 023

Japanese, AGA connections, North American power cable

66 50 092

■ Including:

- Gas inlet connections
- Mains power inlet cable
- User's manual
- Routine cleaning – wall diagram

■ Alternative mains power inlet cable can be ordered separately (see "Accessories")



Servo-s basic software

Servo-s basic software

66 66 361

Ventilation modes:

- Controlled ventilation:
 - Volume Control (VC)
 - Pressure Control (PC)
- Supported ventilation:
 - Pressure Support (PS)/CPAP
- Combined ventilation:
 - SIMV (VC) + PS

Options:

- Alarm output connection for external alarm
 - Non Invasive Ventilation (NIV) (Pressure Support, Pressure Control)
-

Servo-s software options

Note!

- One software option must be ordered for each individual ventilator.
- When ordering software options for existing Servo-s ventilators, the ventilator serial number must always be stated. The software can only be installed on the ventilator with the stated serial number.
- When ordering software options for different ventilators at the same time they will normally be delivered on the same PC Card unless otherwise requested.



Upgrade transfer card, Servo-s

66 47 999

- Necessary for transfer of software upgrade options when upgrading existing Servo-s ventilators
- One upgrade transfer card can be used to upgrade multiple Servo-s ventilators

Upgrade transfer E-delivery, Servo-s

66 70 245

- Software upgrade options can be delivered by E-delivery via the Software Download intranet website "<http://swdownload.maquet.se>", using this order number instead of sending the software on an upgrade transfer card.
- Will be sequentially launched in different countries.
- Please contact Maquet Critical Care, Solna, Sweden for further information.
- Including:
 - User's manual (as pdf-file)
- A Software download card (see below) is recommended for transfer from receiving computer to ventilator.



Software download card

66 67 245

- "Empty" PC card. Contributes to ensure a controlled and certified transfer of software via the Software Download intranet website "<http://swdownload.maquet.se>" into the Servo-i/Servo-s with maintained quality.

Non Invasive Ventilation (NIV) software, Servo-s

66 67 286

Non Invasive Ventilation (NIV) refers to mask-based ventilation. NIV provides an effective leakage compensation, thus maintaining the pressure set to the patient. NIV supports ventilation in the Pressure Control and Pressure Support modes. In the case of apnea, a ventilator controlled breathing frequency is automatically activated to maintain desired ventilation during NIV.

- Supported ventilation modes:
 - Pressure Control (PC)
 - Pressure Support (PS)
 - One software option must be ordered for each individual ventilator
 - When ordering software options for existing Servo-s ventilators, the ventilator serial number must always be stated. The software can only be installed on the ventilator with the stated serial number.
-





Servo-s software options

Alarm output connection software, Servo-s
66 50 019

- One software option must be ordered for each individual ventilator
 - When ordering software options for existing Servo-s ventilators, the ventilator serial number must always be stated. The software can only be installed on the ventilator with the stated serial number.
-



Servo-i
 Servo-s
 SV 300/300A
 SV 800C/D/E
 K10N

Accessories

Mains power inlet cable (Power cord)

Europe, CEE 7, 3.5 m

61 06 504

North America, 5-15R (Hospital grade), 3.5 m

63 98 254

Great Britain, BS 1363, 3.5 m

66 70 310

Battery module

64 87 180

- For Servo-i:
 - Each battery module occupies one plug-in slot
 - 6 plug-in slots are available
 - One battery module is delivered with the Servo-i base unit
- Replacement part for Servo-s

Alarm output connector kit

66 49 730

- For Servo-i from serial no 10001
- Alarm output connector software, Servo-i must be installed in the ventilator before connection (see chapter "Ventilators – Servo-i software options")
- Including:
 - Connector with cable on mounting plate
 - Installation instructions

Alarm output connector upgrade kit


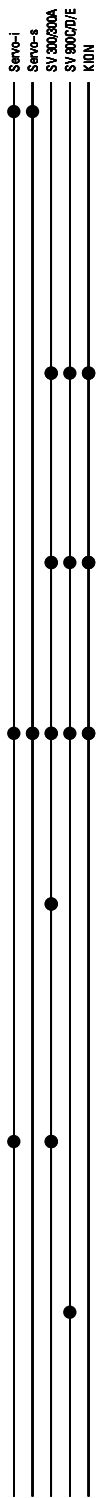
66 49 789

- For Servo-i up to serial no 10000
- Alarm output connector software, Servo-i must be installed in the ventilator before connection (see chapter "Ventilators – Servo-i software options")
- Including:
 - Connector with cable on mounting plate
 - PC board 1772
 - Installation instructions

Loudspeaker booster kit

66 66 593

- Only for factory installation



Accessories

Loudspeaker booster upgrade kit

66 51 280

- To be mounted in the Servo-i/Servo-s user interface
- Including:
 - Loudspeaker
 - Booster part
 - Assembly parts
 - Sticker
 - Installation instructions

Standard accessories for ventilators

61 03 386

- Including:
 - Calibration manometer
 - Test Lung 190
 - Hexagonal wrench, 5 mm

Calibration manometer 120 cm H₂O/120 mbar/12 kPa

61 03 527

Test Lung 190

60 06 832

Neonatal calibration kit for SV 300

English

64 06 487

- Including:
 - Neonatal test lung 191
 - Silicone rubber muff infant, straight, 22–15 mm int. diam., 2 each
 - Adapter 15–10 mm out. diam., 2 each
 - Instructions for calibration and checks

Neonatal test lung 191

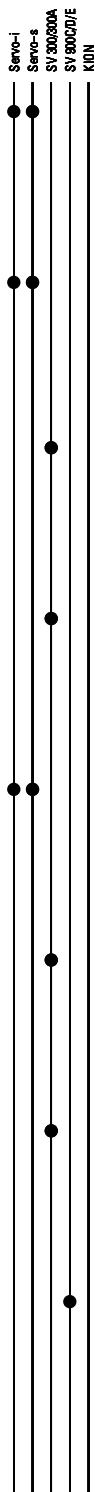
63 01 720

Magnetic Resonance Imaging kit for SV 900C/D/E

62 11 341

- Including:
 - Calibration manometer with non-magnetic pointer
 - Cover for ventilator meters with labels, 2 each
 - Label for ventilator
 - Operating Manual

Not available in USA



Accessories

Expiratory cassette
64 47 960

Insulation shield with water collector, 5 each
66 47 890

- For expiratory cassette
- Including:
 - Installation instructions

Expiratory channel complete, SV 300, incl. flow transducer
60 79 896

- Including:
 - Installation Instructions

Expiratory channel SV 300, without flow transducer
62 04 460

User interface panel cover
65 67 130

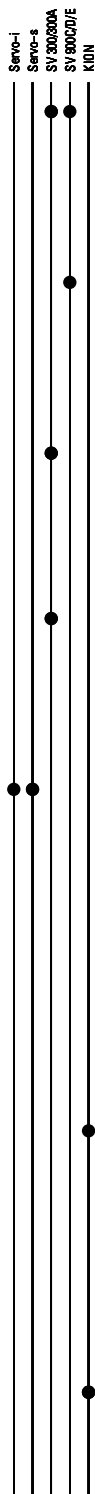

- Including:
 - Installation instructions

Front panel cover, SV 300
63 89 501

- Including:
 - Installation instructions

Expiratory inlet water trap
63 89 303

Expiratory inlet moisture trap
68 07 358



Accessories

Cup for water trap/moisture trap
66 96 678

Output junction box for SV 900C/D/E
93 58 474

Connection cable, 2 m, for synchronization of two SV 300
61 50 085

- The ventilators must be equipped with communication interface option
- Including:
 - Operating Manual

Connection cable 24 V, 1.8 m, BP 351 – SV 300
61 50 838

- For use between Battery Pack 351 and Servo Ventilator 300

Test tube (blue)
64 87 941

Depressurizing tool, NO
64 63 678


Not available in USA

PC support arm
66 47 619

- For KION
- Height adjustable support arm
- Including:
 - Mounting adapter for medical grade panel PC
 - Keyboard tray
 - Cable clips
 - Installation instructions

Patient cassette, complete
65 37 737

1



Servo-i
Servo-s
SV 300/300A
SV 800C/D/E
KIDN

Accessories

Bellows and support plate, complete
64 90 788

Bellows
61 02 128

Bellows housing
64 09 606

CO₂ Absorber (empty) 0,9 l
65 62 370

Absorber canister
66 02 473

Absorber lid complete
66 02 481

Spare parts kit case for Servo-i
66 50 175

Service kit case for SV 300/300A
62 04 650



Servo-i
Servo-s
SV 300/300A
SV 900C/D/E
KION

Accessories

Service kit case for SV 900C/D/E
90 05 125

- Without operating time meter and O₂ cell

Spare parts kit case for KION
64 91 000

Servo-i
Servo-s
SV 300/300A
SV 900A/B
SV 900C/D/E
KIDN
Ventilator 710



Consumables

Maintenance kit 5,000 hours

65 32 621

- For Servo-i and Servo-s
- Including:
 - Bacteria filter for gas module, 2 each
 - Bacteria filter for insp. pressure transducer 0.8 µm (blue)
 - Filter for O₂ cell
 - Nozzle unit, 2 each

Maintenance kit 3,000 hours, for SV 300

61 50 929

- Including:
 - Bacteria filter for gas module, 2 each
 - Bacteria filter, 28 mm diameter (0.3 µm)
 - Bacteria filter with 13 cm tube and nipple, for exp. pressure transducer
 - Screen (mesh net) for flow transducer incl. screw
 - Diaphragm for gas module, 2 each
 - Expiratory valve tube
 - Filter for O₂ cell
 - O-ring 6.1×1.6, 2 each
 - Nozzle unit, 2 each

Maintenance kit 1,000 hours, for SV 300

62 04 296

- Including:
 - Bacteria filter with 13 cm tube and nipple, for exp. pressure transducer
 - Screen (mesh net) for flow transducer incl. screw
 - Expiratory valve tube

Maintenance kit, NO/NO₂ monitor

64 63 926


- Including:
 - PC 1729 sensor with NO and NO₂ cells and batteries. Four screws and a self-adhesive sticker, indicating expiry date of the PC 1729 sensor, are included
 - Water trap manifold including tubes and two screws
 - Water trap
 - Bacteria filter 28 mm (0.8 µm), 2 each
 - Nafion tube
 - Inlet and outlet sampling tube
 - Diaphragm and O-ring for nozzle unit NO

Not available in USA

Exchange set for SV 900A/B/C/D/E

90 05 141

- Including:
 - Bacteria filter, 94 mm diameter
 - Bellows
 - Bacteria filter, 28 mm diameter (0,3 µm)
 - Rubber valve, 2 each
 - Bacteria filter with 27 cm tube, for insp. pressure transducer
 - Screen (mesh net) for flow transducer incl. screw
 - Bacteria filter with 13 cm tube, for exp. pressure transducer



Consumables

Maintenance kit 6 months for KION
64 63 009

- Including:
 - Bacteria filter, 28 mm diameter (0.3 μm) , 3 each
 - Rubber valve, 2 each
 - Screen (mesh net) for flow transducer incl. screw
 - Bacteria filter with 25 cm tube and nipple for PEEP

Maintenance kit 12 months for KION
64 63 017

- Contents: See KION Service manual

Maintenance kit for Ventilator 710
93 77 110

- Including:
 - Set of tubes with filter
 - Filter for O₂ cell
 - Tube for pop-off valve
 - Breathing bag 3 l
 - Mushroom valve, 3 each
 - Screen (mesh net) for flow transducer incl. screw
 - Non-return valve, incl. Valve disc 26.5 mm out. diam.
 - Valve disc, 25 mm out. diam.

Replacement part

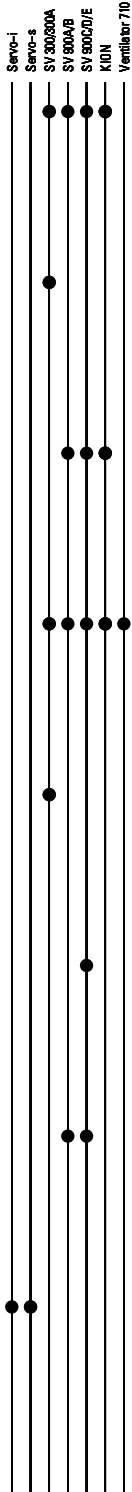
Bacteria filter, 28 mm diameter (0.8 μm), 10 each
65 94 878

- For insp. pressure transducer Servo-i/Servo-s

Bacteria filter for gas module
61 69 416

Bacteria filter, 94 mm diameter
64 54 243

Bellows
61 03 683



Consumables

Bacteria filter, 28 mm diameter (0.3 µm)
64 57 956

- For insp. pressure transducer SV 300
- For safety valve SV 900

Expiratory valve tube
60 68 295

Rubber valve, 2 each
63 43 438

Screen (mesh net) for flow transducer incl. screw
64 24 030

Bacteria filter with 13 cm tube and nipple, for exp. pressure transducer,
 50 each
60 79 979












Bacteria filter with 13 cm tube, for exp. pressure transducer, 50 each
90 04 532

Bacteria filter with 27 cm tube, for insp. pressure transducer, 10 each
90 30 578

O₂ cell for Servo-i/Servo-s
66 40 044

- Servo-i requires software version 1.02.04 or higher
- Can be used for all Servo-s versions

Consumables

	Servo-i	Servo-s	SV 300/300A	SV 800A/B	SV 800C/D/E	KION	Ventilator 710	
								O ₂ cell with O-ring Type MSA 90 04 979 Type Envitec 64 19 332
								Filter for O ₂ cell, 25 each 93 03 892
								Mushroom valve, 5 each 64 71 887
								Non-return valve for KION, 2 pcs 65 06 708
								Set of tubes with filter, 25 each 93 03 900
								Replacement part
								Tube for pop-off valve, 25 each 93 43 799
								Replacement part
								Breathing bag, bag-in-bottle, 3 l 91 73 691
								Replacement part
								Mushroom valve 92 00 387



Carts

Servo-i Mobile Cart with drawers **64 86 729**

- Including:
 - Installation instructions



Servo-i Mobile Cart without drawers **65 94 845**

- Including:
 - Installation instructions



Servo-i Mobile Cart for Compressor Mini **66 32 603**

- Only for use together with Compressor Mini
- Installation instructions are included with Compressor Mini



Mobile Cart Servo-s **66 50 506**

- Including:
 - Installation instructions
-



Mounts for wall/shelf/bed

Servo-i Holder

64 87 313

- For rail 10 x 25 mm
- With hooks for bed mount
- Including:
 - Installation instructions



Servo-i Shelf Base

65 94 639

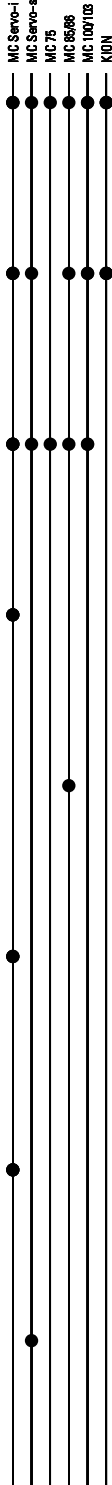
- For fixed mount on a shelf etc.
- 4 screws for mounting must be arranged locally
- Including:
 - Installation instructions



Shelf base Servo-s

66 50 001

- For fixed mount on a shelf etc.
 - 4 screws for mounting must be arranged locally
 - Including:
 - Installation instructions
-



Accessories

Rail clamp
10 × 25 mm
60 38 801
10 × 30 mm
60 38 819

Clamp, 1 slot
93 58 193

- Including:
 - Installation instructions

Hook with hook holder
93 68 952

Drawer kit for Servo-i Mobile Cart
66 32 611

- Including:
 - Installation instructions

Drawer, 41 cm wide
61 77 542

- Including:
 - Mounting tools

Gas trolley
65 32 910

- With docking mechanism for gas trolley on Servo-i Mobile Cart
- Including:
 - Wall clamp for gas trolley docking
 - Gas cylinder holder
 - Installation instructions

Gas cylinder restrainer Servo-i
65 24 339

- Including:
 - Installation instructions

Gas cylinder restrainer Servo-s
66 50 514

- Including:
 - Installation instructions



MC Servo-I
MC Servo-S
MC 75
MC 85/86
MC 100/103
K10N



Accessories

IV pole

64 81 738

- Including:
 - Installation instructions

Mounting kit for Compressor Mini on Mobile Cart 85/86/100/103

65 45 136

- Installation instructions are included with Compressor Mini

Holder for Servo Ventilator 300 patient unit

62 68 572

Wall clamp, 1 slot

92 44 369

Wall clamp, 3 slots


92 44 377



Manual ventilation accessory

Manual ventilation accessory without motor **90 80 623**

- For SV 900C/D, for use during Magnetic Resonance Imaging
 - With O₂ flush connection for quick coupling (AGA)
 - Without O₂ flush hose (see "Accessories")
 - Without tube and breathing bag (see "Accessories")
 - Including:
 - Operating Manual
- Not available in USA
-



Accessories

Patient tube (silicone rubber) adult, 22 mm connections, 60 cm
66 06 248

Patient tube (silicone rubber) adult, 22 mm connections
 85 cm
66 06 255
 110 cm
66 06 263

Patient tube (Hytrel®) adult, 22 mm connections, 60 cm
90 86 133


Patient tube (Hytrel®) adult, 22 mm connections, 110 cm
90 86 141

Patient tube (Hytrel®) infant, 22/15 mm connections, 60 cm
65 71 322

Patient tube (silicone rubber) infant, 10 mm connections, 60 cm
66 96 504

Patient tube (Hytrel®) infant, 10 mm connections, 60 cm
90 90 242

Breathing bag 3 l
64 81 589



Accessories

Breathing bag 2 l
64 81 464

Breathing bag 1 l
64 81 571

Breathing bag 0.5 l, infant
64 81 472

Tube joint adult, 22 mm out. diam., 15 mm int. diam.
64 25 581

Adapter 15–10 mm out. diam., 5 each
61 89 000

O₂ flush hose (white) with O₂ connection for 6 mm hose
62 46 297

Breathing bag arm with angled adapter
65 37 133

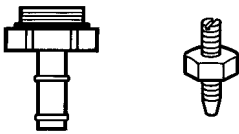
Adapter 15–15 mm out. diam.
90 85 648

Servo Evac 180

Servo Evac 180, basic set

91 51 465

- Gas inlet connection with 30 mm out. diam.
- Outlet nipple for 10 mm hose
- Including:
 - Outlet nipple for 6 mm hose (separate)
 - Outlet throttle screw with nut (separate)
 - Connection cone 30 mm int. diam.–22 mm out. diam. (disposable), 2 each
 - Connection tube 22 mm (disposable), 1.1 m
 - Dust filter
 - Evac bag, 3 l
 - Gas reservoir tube, 30 cm
 - Pin wrench
 - Operating Manual



Servo Evac 180
KON Evac
SV 900C/D



4

Accessories

Evac bag, 3 l

91 51 457

■ For Servo Evac 180

NO scavenging adapter SV 300 NO

64 64 528

Not available in USA

Safety valve for gas evacuation (gas-tight) 120 cm H₂O, for SV 900C/D/E

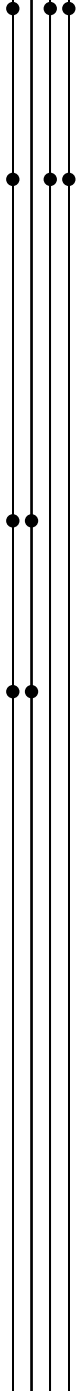
90 13 368

Coupling piece for safety valve (for gas evacuation), for SV 900

69 75 122



Servo Evac 180
KON Evac
SV 9000D
Ventilator 710



Consumables

Connection cone 30 mm int. diam.–22 mm out. diam. (disposable), 6 each
93 77 896

- For connection tube 22 mm (disposable, 61 89 646 E354E)

Connection tube 22 mm int. diam. (disposable), 50 m
61 89 646

- Between ventilator/gas collector and Servo Evac 180

Sampling tube NO 1.8 m
64 59 221

Not available in USA

Gas reservoir tube, 26 mm int. diam., 30 cm (disposable), 5 each
91 54 287

- For Servo Evac 180

Dust filter, 25 each
91 69 483

- For Servo Evac 180

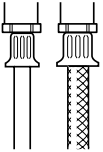
O₂-Air Mixer 961

O₂-Air Mixer 961

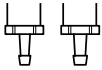


- Including:
 - Holder for rail 10×25 mm
 - Hexagonal wrench, 4 mm
 - Operating Manual
- Not available in USA

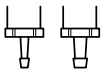
5



With hoses 3 m (O₂ 6 mm int. diam., air 8 mm int. diam.)
62 51 156



With connections for 6 mm O₂ hose, for 8 mm air hose, without hoses
62 46 354



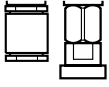
With connections for 4 mm O₂ hose, for 8 mm air hose, without hoses
68 07 614



With threaded connections (NIST), without hoses
68 82 658



With threaded connections (Dräger), without hoses
64 22 372



O₂-Air Mixer 961

With quick coupling connections (French standard), without hoses
93 69 109

O₂-N₂O/O₂-Air Mixer 962

O₂-N₂O/O₂-Air Mixer 962

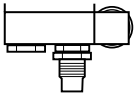
- Switchable between O₂-N₂O and O₂-Air
- Including:
 - Holder for rail 10x25 mm
 - Hexagonal wrench, 4 mm
 - Operating Manual



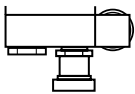
5



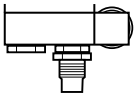
With hoses 3 m (O₂ 6 mm int. diam., air 8 mm int. diam., N₂O 6 mm int. diam.)
with AGA male quick couplings
62 51 164



With threaded connections (NIST), without hoses
96 10 023



With quick coupling connections (French standard), without hoses
93 69 117



With threaded connections (DISS), without hoses
90 65 871



With threaded connections (Dräger), without hoses
64 24 915


O₂-Air Mixer 965

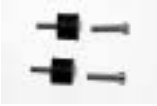
O₂-Air Mixer 965

- Including:
 - Holder for rail 10×25 mm
 - Hexagonal wrench, 4 mm
 - Operating Manual



With threaded connections (DISS), incl. hoses (4.5 m with DISS fittings)
93 41 173





Compressor

Compressor Mini

115 V/60 Hz, English, PSI pressure indicator, DISS air connections, US color marking

64 81 779

230 V/50 Hz, English, kPa pressure indicator, AGA air connections, ISO color marking

64 81 787

■ For other language than English: add one of the following order numbers to the order number above:

German

65 45 284

French

65 45 292

Spanish

65 45 300

Italian

65 45 318

Swedish*

65 40 533

Russian*

66 64 283

Chinese*

66 64 275

* User interface in English, language specific user's manual

■ Modification nipples for alternative air connections (with alternative colour markings) are available (see "Accessories")

■ Capacity 30 NI/min at 350 kPa (50 PSI)

■ With standby function

■ With tank 1.25 l

■ Including:

- Mounting kit for Compressor Mini on Servo-i/Servo-s Mobile Cart
- Operating Manual
- Installation instructions

■ Alternative mounting kit for Mobile Cart 85/86/100/103 can be ordered separately (see chapter "Carts – Accessories")










■ For stand-alone use (if not mounted on a cart) a stand-alone mounting kit must be ordered (see chapter "Gas supply – Accessories")


Further information material

■ Service Manual

■ Product data sheet

Accessories

Servo-i	Servo-s	SV 300/300A	GM 981	GM 982	GM 985	Compr. Mini	K10N	
								High pressure air hose (black/white) 8 mm int. diam., 30 m 90 30 677
								T-piece (Air) for 8 mm hose 95 73 460
	●	●						High pressure O ₂ hose (white) 3 m, with quick couplings (AGA) 62 37 189
	●	●					●	High pressure air hose (black/white) 3 m, with quick couplings (AGA) 91 04 472
							●	High pressure N ₂ O hose (blue), 3 m, with quick couplings (AGA) 91 04 464
	●	●	●	●	●		●	High pressure O ₂ hose, NIST/German 3 m 64 55 054
								5 m 64 55 062
	●	●	●	●	●		●	High pressure Air hose, NIST/German 3 m 64 55 070
								5 m 64 55 088
							●	High pressure N ₂ O hose, NIST/German 3 m 64 55 096
							●	5 m 64 55 104



Accessories

High pressure O₂ hose (NIST connections)

3 m
62 37 049
 5 m
62 51 321

High pressure air hose (NIST connections)

3 m
62 37 064
 5 m
62 51 305

High pressure N₂O hose (NIST connections)

3 m
62 37 056

High pressure O₂ hose (French standard connections)

3 m
62 37 684
 5 m
62 37 585

High pressure air hose (French standard connections)

3 m
62 37 692
 5 m
62 37 601

High pressure N₂O hose (French standard connections)


5 m
62 37 593

DISS hose O₂ (DISS male/DISS female)

4.5 m
64 19 761

DISS hose O₂ (DISS female/DISS female)

4.5 m
64 19 944



Accessories

DISS hose air (DISS male/DISS female)
4.5 m
64 19 787

■ For connection between wall air outlet and compressor standby function

DISS hose air (DISS female/DISS female)
1.5 m
66 70 300
4.5 m
64 81 753

DISS hose N₂O (DISS male/DISS female)
4.5 m
64 19 779

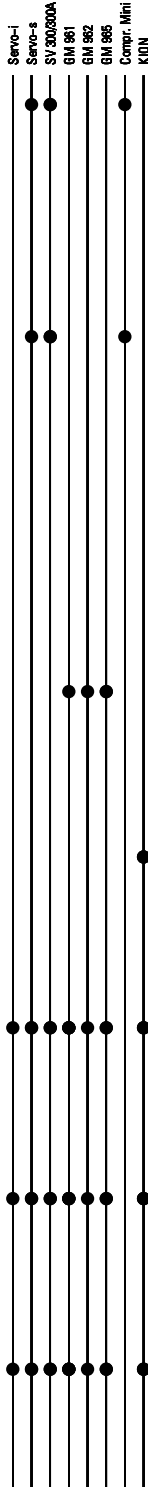
DISS hose N₂O (DISS female/DISS female)
4.5 m
64 81 746

Air filter assembly (DISS female/DISS female)
64 19 951

Pressure stabilization tank with quick coupling, NO
64 37 490
Not available in USA

Male quick coupling for air (AGA) with nipple for hose 8 mm int. diam.
66 05 919

Female quick coupling (AGA) for O₂, straight
With nipple for hose 6 mm int. diam.
White
61 33 008



Accessories

Female quick coupling (AGA) for air, straight

With nipple for hose 6 mm int. diam.
Black/white
61 33 016

With nipple for hose 8 mm int. diam.
Black/white
66 98 559

Female quick coupling (AGA) for air, angled

With nipple for hose 6 mm int. diam.
Black/white
61 33 743
Grey
61 33 917

Gas mixture hoses for Flowmeter Unit 760/770 / Dosage unit (three hoses)
93 41 793

■ For use with Vaporizer connection unit Selectatec

Flowmeter 0-15 l/min for gas mixer
Outlet nipple for 4 mm hose
92 54 020

■ Including:
- Operating Manual

Flowmeter O₂, 0-15 l/min
64 80 391

■ Including:
- Operating Manual

Air filter (shock protected) with bracket for clamp, without nipples
90 85 556

■ Including:
- Installation instructions

Nipple for air filter, for 8 mm air hose, 2 each
90 85 564

Nipple for air filter, for 6 mm hose, 2 each
63 50 990

Servo-i
Servo-s
SV 300/300A
GM 981
GM 982
GM 985
Compr. Mini
K10N

Accessories



Pressure regulator for O₂ and air (for gas mixer)

4 mm O₂ hose

69 28 634

6 mm O₂ hose

62 51 255

- With water collector/filter for air
- Including:
 - Operating Manual



Pressure regulator for O₂ (for gas mixer)

4 mm O₂ hose

69 28 899

6 mm O₂ hose

62 51 248

- Including:
 - Operating Manual



Manometer for pressure regulator, 10 bar/1 MPa

69 53 954



3-quick connector air (AGA connections, black/white), with bracket for clamp

93 17 736



Stand-alone mounting kit for Compressor Mini

65 95 396

- Mandatory for stand-alone use of Compressor Mini (if not mounted on a cart)
- Installation instructions are included with Compressor Mini



Mounting kit for Compressor Mini on Mobile Cart 85/86/100/103

65 45 136

- Installation instructions are included with Compressor Mini

Servo-i
Servo-s
SV 300/300A
GM 961
GM 962
GM 965
Compr. Mini
KION



Accessories

Modification kit for alternative connection, for Compressor Mini

- Including:
 - Inlet connection
 - Outlet connection
 - Alternative color marking (for AGA and French standard)
 - Installation instructions

AGA connections

65 45 219

DISS connections

65 45 227

NIST connections

65 45 235

French standard connections

65 45 243

Compr. Mini
Compr. Comp.



Consumables for compressors

Maintenance kit 5,000 hours, for Compressor Mini **65 95 016**

- Including:
 - Dust filter
 - Cooler dust filter
 - Air inlet filter
 - Water separator filter

Maintenance kit 10,000 hours, for Compressor Mini **65 95 404**

- Including:
 - Dust filter
 - Cooler dust filter
 - Air inlet filter
 - Water separator filter
 - Shock absorber, 4 pcs
 - Overhaul kit

Maintenance kit for Compressor Compact **61 78 144**

- Contents: See Compressor Compact Service manual

Set of filters **61 78 151**

- Including:
 - Dust filter for air inlet, 2 each
 - Compressor inlet filter



6

Aeroneb Pro

Aeroneb® Pro Nebulizer System

English, North American power plug

66 47 650

English, European power plug

66 47 684

English, Australia/New Zealand power plug

66 47 668

English, Great Britain power plug

66 47 676

German, European power plug

66 47 718

French, European power plug

66 47 700

Spanish, North American power plug

66 47 783

Spanish, European power plug

66 47 775

Italian, European power plug

66 47 734

Swedish, European power plug

66 47 791

Danish, European power plug

66 47 635

Finnish, European power plug

66 47 692

Portuguese, European power plug

66 47 759

Dutch, European power plug

66 47 643

Greek, European power plug

66 47 726

Russian, European power plug

66 47 767

Chinese, European power plug

66 47 627

Japanese, North American power plug

66 47 742

■ Including:

- Control module
- Control module cable, 1.7 m
- Medical grade AC/DC adapter 100 – 240 V / 9 V, with mains power plug
- Nebulizer unit with filler cap
- Adult T–adapter with plug *
- Universal mounting bracket
- Equipment mount adapter
- Instruction Manual

* Pediatric T–adapter and neonatal adapter kit can be ordered separately (see "Accessories")

■ A flexible holder for Aeroneb Pro to Servo–i Mobile Cart is to be ordered separately (see "Accessories")

Further information material

- Product data sheet
-



Servo Ultra Nebulizer, Servo-i

Servo Ultra Nebulizer, Servo-i 65 33 025

- Ultra Nebulizer software, Servo-i must be installed in the ventilator before connection (see chapter "Ventilators – Servo-i software options")
- Including:
 - Nebulizer patient unit (ultrasonic generator and T-piece)
 - Medication cup (disposable), 10 each
 - Connection cable, 2 m
 - Holder for nebulizer patient unit, with bracket for clamp
 - T-piece (extra)
 - Injection membrane for T-piece, 5 each (extra)
 - Servo Guard bacterial/viral filter, 2 each
 - Adapter 22 – 10 mm out. diam., 2 each
 - Adapter 15 – 10 mm out. diam., 5 each
 - Patient tube (silicone rubber) infant (10 mm connections), 10 cm
 - Cable clip for adult tube, 3 each
 - Cable clip for infant tube, 3 each
 - Installation instructions





Servo Ultra Nebulizer 145

Servo Ultra Nebulizer 145

With mains power inlet cable Europe, CEE 7

64 88 311

With mains power inlet cable North America, 5-15R

64 81 332

■ Standalone nebulizer

■ Including:

- Control unit with power supply unit
- Patient unit (ultrasonic generator and T-piece)
- Mains power cable
- Medication cup (disposable), 10 each
- Connection cable, 2 m
- Holder for nebulizer patient unit, with bracket for clamp
- T-piece (extra)
- Injection membrane for T-piece, 5 each (extra)
- Servo Guard bacterial/viral filter, 2 each
- Adapter 22 – 10 mm out. diam., 2 each
- Adapter 15 – 10 mm out. diam., 5 each
- Patient tube (silicone rubber) infant (10 mm connections), 10 cm
- Cable clip for adult tube, 3 each
- Cable clip for infant tube, 3 each
- Hexagonal wrench, 3 mm
- Operating manual



Further information material

- Product data sheet
- Service manual



Aeroneb Pro
SUN_Serve-I
SUN 145
SUN 345

Accessories

Rail clamp

10 × 25 mm

60 38 801

10 × 30 mm

60 38 819

Flexible holder for Aeroneb Pro

66 70 212

- Including:
 - Installation instructions

Adult T-adapter with plug, 5 each

66 47 817

- 22 mm out. diam./22 mm int. diam. connections

Pediatric T-adapter with plug, 5 each

66 47 825

- 15 mm out. diam./15 mm int. diam. connections

Neonatal adapter kit, 5 each

66 47 833

- Two adapters:
 - 15 mm out. diam./10 + 7.5 mm out. diam.
 - 15 mm int. diam./10 mm out. diam. + 7.5 mm int. diam.

Nebulizer unit with filler cap

66 47 841

Control module cable, 1.7 m

66 47 858

Filler cap, 5 each

66 47 866

Aerobika Pro
SUN_Servo-I
SUN 145
SUN 36



Accessories

T-adapter plug, 5 each
66 47 874

Nebulizer patient unit
63 02 793

- Including:
 - Ultrasonic generator and T-piece.
 - Medication cup (disposable), 10 each.

Nebulizer module
63 02 710

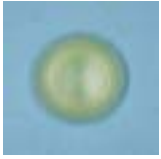
- To be mounted in Servo Ventilator 300
- Including:
 - Hexagonal wrench, 5 mm.
 - Installation instructions

Connection cable, 2 m
63 42 369

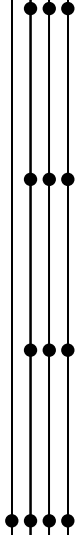
Holder for nebulizer patient unit, with bracket for clamp
63 02 769

T-piece
63 02 777

Nebulizers



Aeromab Pro
SUN Serve-I
SUN 145
SUN 36



Accessories

Injection membrane for T-piece, 5 each
63 42 336

Adapter 22–10 mm out. diam., 2 each
63 50 438


Adapter 15–10 mm out. diam., 5 each
61 89 000

Patient tube (silicone rubber) infant, 10 mm connections
10 cm, 5 each
64 06 909

Nebulizers



AeroMist Pro
SUN_Servo-I
SUN 146
SUN 346
Servo Nebul. 946



Consumables

Servo Guard bacterial/viral filter, 50 each
65 95 487

- With water trap
- Including:
 - Operating Manual

Further information material

- Product data sheet

Medication cup (disposable), 100 each
63 50 305

Nebulizing chamber, 20 each
64 71 226

Support arms

Support Arm 176

64 05 976

- With clamp for rail 10 x 25/10 x 30 mm
- Including:
 - Adapter for rail 10 x 30 mm
 - Cable clip, 4 each
 - Installation instructions



Support Arm 177

64 81 720

- For Servo-i and Servo-s
- Including:
 - Cable clip, 4 each
 - Installation instructions



Servo Humidifier
MR 450
MR 500730
MR 650



Accessories

Set of patient tubes (silicone rubber), adult (22 mm connections), for Servo Humidifier **90 20 561**

- Including:
 - Patient tube (silicone rubber) adult (22 mm connections), 150 cm, 2 each
 - Y-piece adult (22 mm patient tube connections), straight
 - Assembling instructions with order form

Set of patient tubes (Hytrel®), adult (22 mm connections), for Servo Humidifier **93 18 056**

- Including:
 - Patient tube (Hytrel) adult (22 mm connections), 150 cm, 2 each
 - Y-piece adult (22 mm patient tube connections), straight
 - Angled adapter (elbow), 22-15 mm out. diam./15 mm int. diam.
 - Assembling instructions with order form

Set of patient tubes (silicone rubber), infant (10 mm connections), for Servo Humidifier **90 20 579**

- Including:
 - Patient tube (silicone rubber) infant (10 mm connections), 150 cm, 2 each
 - Y-piece infant (10 mm patient tube connections), straight
 - Adapter 15-10 mm out. diam., 2 each
 - Assembling instructions with order form

Set of patient tubes (Hytrel®), infant (10 mm connections), for Servo Humidifier **93 18 064**

- Including:
 - Patient tube (Hytrel) infant (10 mm connections), 150 cm, 2 each
 - Y-piece infant (10 mm patient tube connections), straight
 - Angled adapter (elbow), 22-15 mm out. diam./15 mm int. diam.
 - Adapter 15-10 mm out. diam., 2 each
 - Assembling instructions with order form

Set of patient tubes (Hytrel®), infant (22/15 mm connections) for Servo Humidifier **66 06 128**

- Including:
 - Patient tube (Hytrel) infant (22/15 mm connections), 20 cm
 - Patient tube (Hytrel) infant (22/15 mm connections), 150 cm, 2 each
 - Y-piece infant (15 mm patient tube connections), straight
 - Angled adapter (elbow), 22-15 mm out. diam./15 mm int. diam.
 - Adapter 22-15 mm out. diam.

Servo Humidifier
MR 460
MR 900730
MR 860



Accessories

Set of patient tubes (silicone rubber), adult (22 mm connections), for tube heater humidifier

93 81 484

- Including:
 - Patient tube (silicone rubber) adult (22 mm connections), 30 cm
 - Patient tube (silicone rubber) adult (22 mm connections), 60 cm, 2 each
 - Patient tube (silicone rubber) adult (22 mm connections), 110 cm
 - Y-piece adult (22 mm patient tube connections), straight
 - Water trap, 1 each, with adapter 15–10 mm out. diam. with drip edge, 2 each
 - Assembling instructions with order form

Set of patient tubes (Hytrel®) adult (22 mm connections), for tube heater humidifier

93 81 492

- Including:
 - Patient tube (Hytrel) adult (22 mm connections), 30 cm
 - Patient tube (Hytrel) adult (22 mm connections), 60 cm, 2 each
 - Patient tube (Hytrel) adult (22 mm connections), 110 cm
 - Y-piece adult (22 mm patient tube connections), straight
 - Water trap, 1 each, with adapter 15–10 mm out. diam. with drip edge, 2 each
 - Assembling instructions with order form

Set of patient tubes (silicone rubber), adult (22 mm connections), for heater humidifier

64 21 572

- Including:
 - Patient tube (silicone rubber) adult (22 mm connections), 30 cm
 - Patient tube (silicone rubber) adult (22 mm connections), 60 cm, 4 each
 - Y-piece adult (22 mm patient tube connections), straight
 - Water trap, 2 each, with adapter 15–10 mm out. diam. with drip edge, 4 each
 - Assembling instructions with order form

Set of patient tubes (silicone rubber) infant (10 mm connections), for tube heater humidifier

93 80 502

- Including:
 - Patient tube (silicone rubber) infant (10 mm connections), 20 cm
 - Patient tube (silicone rubber) infant (10 mm connections), 60 cm, 2 each
 - Patient tube (silicone rubber) infant (10 mm connections), 110 cm
 - Y-piece infant (10 mm patient tube connections), straight
 - Water trap, 1 each, with adapter 15–10 mm out. diam. with drip edge, 2 each
 - Probe housing infant 15–10 mm int. diam., with adapter 15–10 mm out. diam.
 - Adapter 15–10 mm out. diam., 4 each
 - Assembling instructions with order form

Servo Humidifier
MR 460
MR 600730
MR 660



Accessories

Set of patient tubes (Hytrel®) infant (10 mm connections), for tube heater humidifier **93 80 510**

- Including:
 - Patient tube (Hytrel) infant (10 mm connections), 20 cm
 - Patient tube (Hytrel) infant (10 mm connections), 60 cm, 2 each
 - Patient tube (Hytrel) infant (10 mm connections), 110 cm
 - Y-piece infant (10 mm patient tube connections), straight
 - Water trap, 1 each, with adapter 15–10 mm out. diam. with drip edge, 2 each
 - Probe housing infant 15–10 mm int. diam., with adapter 15–10 mm out. diam.
 - Adapter 15–10 mm out. diam., 4 each
 - Assembling instructions with order form

Set of patient tubes (silicone rubber) infant (10 mm connections), for heater humidifier **66 97 023**

- Including:
 - Patient tube (silicone rubber) infant (10 mm connections), 20 cm
 - Patient tube (silicone rubber) infant (10 mm connections), 60 cm, 4 each
 - Y-piece infant (10 mm patient tube connections), straight
 - Water trap, 2 each, with adapter 15–10 mm out. diam. with drip edge, 4 each
 - Adapter 15–10 mm out. diam., 2 each
 - Silicone rubber muff infant, straight, with adapter 15–10 mm out. diam.
 - Silicone rubber muff infant, angled, with adapter 15–10 mm out. diam.
 - Assembling instructions with order form

Set of patient tubes (Hytrel®) infant (22/15 mm connections), for tube heater humidifier **66 06 136**

- Including:
 - Patient tube (Hytrel) infant (22/15 mm connections), 20 cm
 - Patient tube (Hytrel) infant (22/15 mm connections), 40 cm, 2 each
 - Patient tube (Hytrel) infant (22/15 mm connections), 60 cm, 2 each
 - Patient tube (Hytrel) infant (22 mm connections), 60 cm
 - Patient tube (Hytrel) infant (22/15 mm connections) with probe housing, 116 cm
 - Water trap, 1 each, with adapter 15–10 mm out. diam. with drip edge, 2 each
 - Y-piece infant (15 mm patient tube connections), straight
 - Adapter 15–15 mm out. diam.
 - Adapter 22–15 mm out. diam.

Servo Humidifier
MR 450
MR 500730
MR 600



Accessories

Patient tube (silicone rubber) adult, 22 mm connections

30 cm

66 06 230

60 cm

66 06 248

85 cm

66 06 255

110 cm

66 06 263

150 cm

68 88 127

Patient tube (Hytreil®) adult, 22 mm connections

30 cm

90 86 125

60 cm

90 86 133

110 cm

90 86 141

150 cm

91 26 525

Patient tube (silicone rubber) infant, 10 mm connections

10 cm, 5 each

64 06 909

20 cm

66 07 493

60 cm

66 96 504

85 cm

66 96 512

110 cm

66 06 719

150 cm

68 88 135

Patient tube (Hytreil®) infant, 10 mm connections

20 cm

90 90 234

60 cm

90 90 242

110 cm

90 90 259

150 cm


91 26 533

Patient tube (Hytreil®) infant, 22 mm connections

60 cm

66 06 110

Servo Humidifier
MR 450
MR 500730
MR 650



Accessories

Patient tube (Hytrell®) infant, 22/15 mm connections

20 cm

65 71 298

40 cm

65 71 314

60 cm

65 71 322

150 cm

65 71 348

Patient tube (Hytrell®) infant (22/15 mm connections) with probe housing

116 cm

65 71 330

Flex tube (Hytrell®) autoclavable, 15 mm connections, 15 cm

91 26 970

Angled connector with plug

90 85 614

Angled adapter (elbow), 22–15 mm out. diam./15 mm int. diam., 5 each

90 37 730

Tube joint adult, 22 mm out. diam., 15 mm int. diam.

64 25 581

Tube joint infant, 10 mm out. diam., 5 each

61 89 018

Adapter 15–15 mm out. diam.

90 85 648

Servo Humidifier
MR 450
MR 500730
MR 600



Accessories

Adapter 15–10 mm out. diam., 5 each
61 89 000

Adapter 22–10 mm out. diam., 2 each
63 50 438

Adapter 22–15 mm out. diam.
65 62 610

Silicone rubber muff adult, angled, 22–22 mm int. diam., with tube joint adult
67 34 479

Silicone rubber muff infant, straight, 22–15 mm int. diam., with adapter
15–10 mm out. diam.
66 97 262

Silicone rubber muff infant, angled, 22–15 mm int. diam., with adapter
15–10 mm out. diam.
66 97 270

Water trap, 1 each, with adapter 15–10 mm out. diam. with drip edge, 2 each
66 97 585

Cup for water trap/moisture trap
66 96 678

Servo Humidifier
 MR 450
 MR 600730
 MR 600



Accessories

Adapter 15–10 mm out. diam. with drip edge, 5 each
66 96 744

Y–piece adult (22 mm patient tube connections), straight
64 87 248

Y–piece infant (10 mm patient tube connections), straight
66 06 743

Y–piece infant (15 mm patient tube connections), straight
64 87 586

Sampling adapter NO
64 64 510
 Not available in USA

Probe housing adult, 22 mm out. diam., 22–15 mm int. diam.
91 31 905

■ For Fisher & Paykel Humidifier

Probe housing infant 15–10 mm int. diam., with adapter 15–10 mm out. diam.
91 54 303

■ For Fisher & Paykel Humidifier

Silicone rubber muff adult, for thermometer, with tube joint adult
66 98 690

Servo Humidifier
MR 460
MR 600730
MR 660



Accessories

Silicone rubber muff infant, for thermometer, with adapter 15–10 mm out. diam.

66 97 205

Thermometer, for heater humidifier

90 37 193

Breathing circuit kits (single use): See "Humidifiers – Consumables for Fisher & Paykel Humidifier"



Consumables

Servo Guard bacterial/viral filter, 50 each
65 95 487

- With water trap
 - Including:
 - Operating Manual
-

Further information material

- Product data sheet
-

Breathing circuit kits (single use): See "Humidifiers – Consumables for Fisher & Paykel Humidifier"

Servo Humidifiers

Servo Humidifier 161

100 each

64 19 340

- Small volume
- For single use
- Including:
 - Operating Instructions



Further information material

- Product data sheet
- Humidification and filtration of respiratory gases – Training material

Servo Humidifier 162

100 each

64 19 357

- Regular volume
- For single use
- Including:
 - Operating Instructions



Further information material

- Product data sheet
- Humidification and filtration of respiratory gases – Training material

Servo Humidifier 163

100 each

64 19 365

- Regular volume
- For single use
- With flex tube
- Including:
 - Operating Instructions



Further information material

- Product data sheet
- Humidification and filtration of respiratory gases – Training material

Servo Filter Humidifiers

Servo Filter Humidifier 172

100 each

64 19 373



- Regular volume
- For single use
- With filter
- Including:
 - Operating Instructions



Further information material

- Product data sheet
 - Humidification and filtration of respiratory gases – Training material
-

Servo Filter Humidifier 173

100 each

64 19 381



- Regular volume
- For single use
- With filter and flex tube
- Including:
 - Operating Instructions



Further information material

- Product data sheet
 - Humidification and filtration of respiratory gases – Training material
-



Fisher & Paykel Humidifiers

Fisher & Paykel Humidifier MR 850

230 V, English/Spanish/French text, power cable without plug

65 45 185

230 V, German/French/Italian text, European power plug

65 95 115

230 V, Italian/Spanish/Portuguese text, European power plug

65 95 222

230 V, Danish text, Danish power plug

66 47 502

230 V, English text, Australia/New Zealand power plug

66 47 510

230 V, English text, Great Britain power plug

66 47 528

230 V, French/Dutch/German text, European power plug

66 47 536

230 V, Norwegian/Swedish/Finnish text, European power plug

66 47 544

230 V, English/Russian/Polish text, European power plug

66 47 551

115 V, English/Spanish/French text, North American right angle power plug

65 45 193

115 V, Spanish/Portuguese/English text, North American right angle power plug

66 47 569

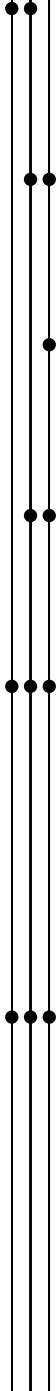
100 V, Japanese text, North American straight power plug

65 45 201

- With patient tube heating system and flow measurement system
- Use with heated wire circuits only
- Including:
 - Fuse, 4 each
 - Operating manual
- To be ordered separately:
 - Humidifier holder (see "Accessories")
 - Humidifying chamber (see "Accessories"), or Breathing circuit kit (see "Consumables")
 - Temperature and flow probe (see "Accessories")
 - Reusable kit MR 850, or Connection cable for single use tube heater (see "Accessories")
- Additional operating manuals can be ordered from Fisher & Paykel Healthcare (www.fphcare.com)



MR 60
MR 60730
MR 60



Accessories for Fisher & Paykel Humidifier

Rail clamp

10 × 25 mm

60 38 801

10 × 30 mm

60 38 819

Humidifier Holder

65 23 935

- For Servo-i and Servo-s
- Including:
 - Installation instructions

Humidifier Holder for rail 10 x 25/10 x 30 mm

65 45 110

- With clamp for rail 10 x 25/10 x 30 mm

Waterbag pole, 1 m

65 95 230

Humidifying chamber assembly (autoclavable), adult

61 50 754

- Including:
 - Absorbent paper adult, 100 each

Humidifying chamber assembly (autoclavable), infant

91 54 295

- Including:
 - Absorbent paper infant, 100 each



MR 850
MR 800730
MR 850

Accessories for Fisher & Paykel Humidifier

Reusable kit MR 850

65 95 057

- Including:
 - Heater wire with probe housing, 1.05 m
 - Probe housing adult
 - Draw wire, 1.5 m
 - Cable clip adult, 3 each
 - Cable clip infant, 3 each
 - Connection cable for reusable tube heater
 - Tube joint 22 mm out. diam., 15 mm int. diam.

Temperature and flow probe, 1.5 m

65 95 255

Dual temperature probe

93 80 569

Connection cable for single use tube heater

65 95 206

Connection cable for reusable tube heater

65 95 263

Heater wire with probe housing, 1.05 m

65 95 024

Heater wire with probe housing

93 80 577

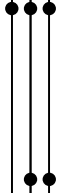
Probe housing adult, 22 mm out. diam., 22-15 mm int. diam.

91 31 905

- For Fisher & Paykel Humidifier



MR 660
MR 600730
MR 660



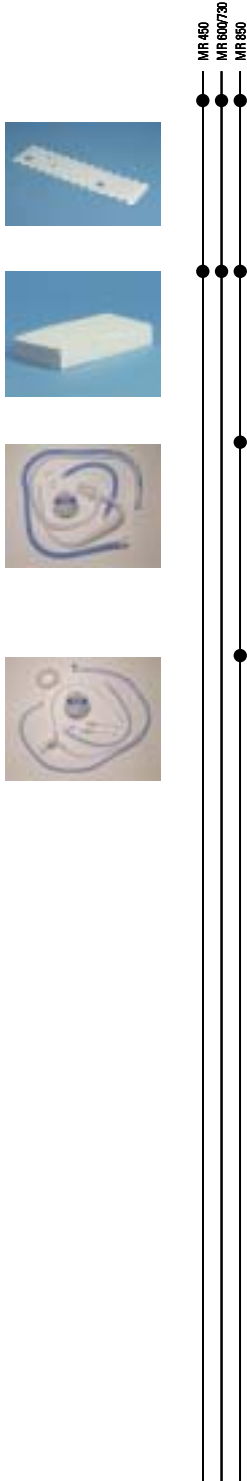
Accessories for Fisher & Paykel Humidifier

Probe housing infant 15–10 mm int. diam., with adapter 15–10 mm out. diam.
91 54 303

■ For Fisher & Paykel Humidifier

Draw wire, 1.5 m
93 26 737

See also "Patient connection, Accessories".



Consumables for Fisher & Paykel Humidifier

Absorbent paper adult (with holes), 100 each
61 50 762

Absorbent paper infant, 100 each
91 65 804

Adult breathing circuit kit (single use/single heat), 10 each
65 95 081

- Including:
 - Heated inspiratory limb, 1.5 m
 - Unheated expiratory limb with water trap, 2.0 m
 - Humidifier connection tube, 0.5 m
 - Autofeed adult/pediatric/neonatal humidification chamber

Infant breathing circuit kit (single use/single heat), 10 each
65 95 107

- Including:
 - Heated inspiratory limb, 1.5 m
 - Unheated expiratory limb with water trap, 1.65 m
 - Humidifier connection tube, 0.6 m
 - Set of adapters
 - Pressure line, 1.8 m
 - Autofeed adult/pediatric/neonatal humidification chamber

Suction equipment



Consumables

Bacteria filter, 60 mm diameter, 50 each

92 00 619

- Including:
 - Mounting Instructions



Male connection nipple, disposable, 100 each

92 53 931



Transparent tube 7 mm int. diam., optional length, per meter

92 00 171

CO₂ Analyzer Module


CO₂ Analyzer Module, Servo-i
65 23 588



- CO₂ Analyzer software, Servo-i must be installed in the ventilator before connection (see chapter "Ventilators – Servo-i software options")
- For use with etCO₂ Capnostat III sensor with 2.4 m cable (see "Accessories")
- The CO₂ Analyzer Module occupies two plug-in slots
- 6 plug-in slots are available
- Including:
 - Installation instructions

Further information material

- Physiology of respiration, Carbon dioxide – Workbook
-



Accessories

Communication cable between Servo Ventilator 300 and Servo Screen 390

1.2 m
63 42 088
 3.0 m
63 42 096

Connection cable 2.4 m between ventilator and computer (9 pin female plug to computer/PC)

65 23 570

■ For Servo-i and Servo-s

Connection cable 2.4 m between Servo Ventilator 300 and computer (9 pin female plug to computer/PC)

61 50 093

24 V power cable for Servo Screen 390

1.1 m
63 42 054
 3.0 m
62 45 877

24 V power cable for NO/NO₂ monitor

64 56 961
 Not available in USA

etCO₂ Capnostat III sensor with 2.4 m cable

43 22 975

- Including:
 - etCO₂ airway adapter, adult (reusable)
 - Calibration and reference cell
 - Cable clip, 5 each
- Neonatal airway adapter can be ordered separately


etCO₂ analyzer module

43 19 260

- For Servo Screen 390
- For SC 7000/9000/9000XL

etCO₂ airway adapter, adult (reusable)

47 21 796



Accessories

etCO₂ airway adapter, neonatal (reusable)
47 21 788

24 V power branch cable
 1.2 m
63 89 642
 3.0 m
64 06 305

Cuvette for adults
66 97 593

- Including:
 - Heat shield for cuvette

Replacement part

Cuvette for infants
68 07 630

- Including:
 - Heat shield for cuvette

Replacement part

Sampling adapter NO
64 64 510
 Not available in USA

Calibration adapter NO
64 63 785
 Not available in USA



Servo-i
Servo-s
SV 300/300A
CP An Mod SSS90
CP An M Servo-i
CP Analyzer 930

Accessories

Gas calibration set for CA 930
66 98 393

- Including:
 - Test gas valve
 - Patient tube (silicone rubber) adult, 30 cm, 2 each
 - Y-piece adult
 - Silicone rubber muff
 - Mounting Instructions

Replacement part



Consumables

Water trap, disposable, NO, 25 each

66 63 772

Not available in USA

Sampling tube NO 1.8 m

64 59 221

Not available in USA

Bacteria filter, 28 mm diameter (0.8 µm), 50 each

91 68 758

■ For SV 300 with NO and Servo Gas Monitor 120

Not available in USA

Sampling tube 1.8 m

62 37 205

Replacement part

Return tube (disposable) 1.8 m, 5 each

62 37 221

Airway adapter, straight, 12 pcs

12 76 067

O₂ cell with O-ring

Type MSA

90 04 979

Type Envitec

64 19 332

Servo-i
Servo-s
KION



Medical Information Bus (MIB) connection

MIB II protocol converter

72 56 931

- Box to interface a third party device to INFINITY modular monitors using an IDS or INFINITY SC 8000 monitor equipped with a MIB II 1–4 option
- Features:
 - Provides comprehensive information by integrating patient data from third party devices
 - Brings clinical device data to the INFINITY modular monitors as well as remotely to INFINITY MultiView WorkStation or INFINITY Gateway WebViewer/WINVIEW
 - Enables viewing of the Open Lung Tool in the INFINITY modular monitors when used with Servo Ventilator 300 or Servo-i
- Including:
 - MIB/SDC mount
- Requires:
 - Patch cable
 - Device specific MIB cable (for connection to third party device)
 - MIB II 1–4 option on INFINITY Docking Station (IDS) or INFINITY SC 8000 Monitor

Further information material

- Technical note

MIB/MIB II Duo protocol converter

72 56 949

- Box to interface a third party device to INFINITY modular monitors using an IDS or INFINITY SC 8000 monitor equipped with either a MIB II 1–4 option or a MIB 1–2 option (+MIB 3–4 option)
- Only one MIB or MIB II option can be connected simultaneously
- Compatible with both MIB II 1–4 option and MIB 1–2 option (+MIB 3–4 option). Beneficial when upgrading an existing MIB installation with MIB II
- Use with MIB connection cable for IDS (MIB connection) or patch cable (MIB II connection), and with specific device MIB cable
- Features:
 - Provides comprehensive information by integrating patient data from third party devices
 - Brings clinical device data to the INFINITY modular monitors as well as remotely to INFINITY MultiView WorkStation or INFINITY Gateway WebViewer/WINVIEW
- Including:
 - MIB/SDC mount
- Requires:
 - Patch cable (for MIB II connection) or MIB connection cable (for MIB connection)
 - Device specific MIB cable (for connection to third party device)
 - Either MIB II 1–4 option or MIB 1–2 option (+MIB 3–4 option) on INFINITY Docking Station (IDS) or INFINITY SC 8000 Monitor



Servo-i
Servo-s
KION

Medical Information Bus (MIB) connection

MIB cable

Servo-i/Servo-s (0.9 m)

59 54 537

- Device specific cable for connecting either a MIB, a MIB II or a MIB/MIB II Duo protocol converter to a third party device
- For monitor and protocol converter software requirements: Please contact your service support representative

MIB connection cable, INFINITY Docking Station, 3 m

55 89 093

- Cable to connect MIB protocol converter to the INFINITY Docking Station
-

KION PIVap vaporizers



PIVap Halothane, keyed filling

64 53 968

- For KION
- With keyed filling
- Including:
 - Keyed filling adapter for halothane bottle



PIVap Enflurane, keyed filling

64 53 984

- For KION
- With keyed filling
- Including:
 - Keyed filling adapter for enflurane bottle



PIVap Isoflurane, keyed filling

64 53 976

- For KION
- With keyed filling
- Including:
 - Keyed filling adapter for isoflurane bottle



Vaporizers

KION PIVap vaporizers



PIVap Sevoflurane, keyed filling

64 54 123

- For KION
- With keyed filling
- Including:
 - Keyed filling adapter for sevoflurane bottle



PIVap Sevoflurane, QUIK FIL[®]

64 71 192

- For KION
- With QUIK FIL[®] filling
- Including:
 - Drain funnel for QUIK FIL[®] bottle
 - Operating Manual



PIVap Desflurane

65 07 300

- For KION
 - Including:
 - Operating Manual
- Not available in USA



Halothane Vaporizer 950

Halothane Vaporizer 950

- For Servo Ventilator 900
- With keyed filling
- Including:
 - Keyed filling adapter for halothane bottle
 - Operating Manual

Without gas supply unit and magnet kit

Calibrated for 3.5 bar

93 77 904

Calibrated for 4 bar

93 77 912



Enflurane Vaporizer 951

Enflurane Vaporizer 951

- For Servo Ventilator 900
- With keyed filling
- Including:
 - Keyed filling adapter for enflurane bottle
 - Operating Manual

Without gas supply unit and magnet kit

Calibrated for 3.5 bar

93 77 961

Calibrated for 4 bar

93 77 979



Isoflurane Vaporizer 952



Isoflurane Vaporizer 952

- For Servo Ventilator 900
- With keyed filling
- Including:
 - Keyed filling adapter for isoflurane bottle
 - Operating Manual

Without gas supply unit and magnet kit

Calibrated for 3.5 bar

93 81 021

Calibrated for 4 bar

93 81 039



Sevoflurane Vaporizer 953

Sevoflurane Vaporizer 953

- For Servo Ventilator 900
- Inlet pressure to gas mixer: 3.3–5.0 bar
- Including:
 - Keyed filling adapter for sevoflurane bottle (only for keyed filling versions)
 - Drain funnel for QUIK FIL[®] bottle (only for QUIK FIL[®] versions)
 - Operating Manual

Without gas supply unit and magnet kit

Keyed filling version

64 56 250

QUIK FIL[®] version

64 71 341



Accessories

Keyed filling adapter tube for halothane bottle

Standard version

93 48 939



Keyed filling adapter tube for enflurane bottle

93 48 962



Keyed filling adapter tube for isoflurane bottle


93 48 954



Keyed filling adapter tube for sevoflurane bottle

64 71 515





Monitor software options

INFINITY SC 7000/8000 4(5)–6 channel option **55 97 914**

- Expands display to 6 channels
- Includes a memory option card (one card for multiple software options)

INFINITY SC 7/8/9000XL 6–8 channel option **55 97 922**

- Expands display to 8 channels
- Includes a memory option card (one card for multiple software options)

INFINITY SC 7/8/9000XL ARIES 12-lead ST option **55 97 328**

- ARIES (Advanced Review of Ischemia Event System) provides 8 lead ST analysis with the MULTIMED 6
- Includes a memory option card (one card for multiple software options)

INFINITY SC 7/8/9000/XL Physio Calc option **52 01 996**

- Offers computation of hemodynamic and ventilation parameters from automatic data acquisition from the monitor, ventilator and other devices connected via the MIB interface
- Includes a memory option card (one card for multiple software options)

INFINITY SC 7/8/9000/XL ACE Arrhythmia II option **43 22 967**


- Arrhythmia II option augments basic arrhythmia monitoring to include: ventricular run, bradycardia (adult mode), bigeminy, couplet, PVC, supra-ventricular tachycardia, and accelerated idioventricular rhythm
- Includes a memory option card (one card for multiple software options)

INFINITY SC 7/8/9000XL Nellcor SpO₂ option **74 98 061**

- Option to make the monitor compatible with Nellcor SpO₂ sensors
- Always state monitor serial number when ordering the option to an installed SC 7/8/9000XL (Requires VF2 S/W or higher)
- Requires Nellcor SpO₂ extension cable (shielded, blue latch) (33 68 433 or 33 75 834)

INFINITY SC 7/8/9000XL Masimo SpO₂ option **74 98 079**

- Option to make the monitor compatible with Masimo SpO₂ sensors
- Always state monitor serial number when ordering the option to an installed SC 7/8/9000XL (Requires VF2 S/W or higher)
- Requires Masimo ProCal + SpO₂ intermediate cable (74 92 601)



Monitor software options

Software upgrade VF3, SC 7000/8000/9000XL

English/German/French/Spanish/Italian/Dutch

78 70 269

Swedish/Danish/Norwegian

78 70 277

Portuguese

78 70 301

Turkish

78 70 285

Russian

78 70 319

Japanese

78 70 293

Software upgrade VE3, SC 9000

English/German/French/Spanish/Italian

74 92 189

Swedish/Danish/Norwegian

74 92 262

Japanese

74 92 239

Memory option card

51 91 239

■ Recommended for max. 32 s/w options/card

RAM data card

47 18 248

■ Used to transfer bedside and patient setups between monitors or IDS

Docking Stations and MIB options

INFINITY Docking Station (IDS)

52 06 110



- The IDS Docking Station for all networked INFINITY monitors is the heart of the PICK AND GO Concept for continuous monitoring
- Provides:
 - INFINITY network connection
 - Mechanical mount and cable management
 - Instant connect/disconnect to power
 - VGA Remote display connection
 - Independent Surgeon's Display (ISD) connection (INFINITY modular monitors only)
 - R50 Recorder connection
 - Remote keypad connection (INFINITY modular monitors only)
 - Alarm output connection (nurse call)
 - Two serial communication ports, including Data Logger/CIS interface
 - Up to 5 stored monitor configurations (INFINITY modular monitors only)
 - MultiGas module interface (optional) (INFINITY modular monitors only)
 - Up to 4 MIB third party interfaces (IEEE 1073) (optional) (INFINITY modular monitors only)
- Order power supply (59 55 393) separately
- Including:
 - Cable management bracket IDS
- Option:
 - MIB II Option, for connectivity to third party devices

Docking Station, Interface & Power

57 32 388



- PICK AND GO Docking Station for all INFINITY monitors with non-networked locations
- Provides:
 - Mechanical mount
 - Instant connect/disconnect to power
 - VGA Remote display connection
 - Local R50 Recorder connection
 - Remote keypad connection (INFINITY modular monitors only)
 - Alarm output
 - Two serial communication ports, including Data Logger/CIS interface
- Order power supply (59 55 393) separately

MIB II 1–4 option, INFINITY Docking Station

72 61 246



- Supports the connection of up to four MIB devices to the INFINITY Docking Station and INFINITY modular monitors



KION MultiGas monitoring

KION MultiGas 2000 (KMG 2000)

65 22 721

- Multigas analyzer for integration in KION
 - For replacement of MGM with revision "D" on the Servomex. Please contact your service representative for further information
 - For Dryline A water trap and Sampling line KMG 2000 (not included)
 - The KMG 2000 installation kit must be ordered (see below)
 - Including:
 - Installation instructions
- Not available in USA

Further information material

- Service manual

Replacement KION MultiGas 2000 (KMG 2000)

66 70 297

- Multigas analyzer for integration in KION
 - For replacement of MGM with revision "E" on the Servomex. Please contact your service representative for further information
 - For Dryline A water trap and Sampling line KMG 2000 (not included)
 - The KMG 2000 installation kit must be ordered (see below)
 - Including:
 - Installation instructions
- Not available in USA

Further information material

- Service manual

KMG 2000 installation kit for for replacement of MGM with KMG 2000

65 46 423

Not available in USA

Maintenance kit 12 months for KMG 2000

66 16 523

- Dryline water trap receptacle with frame and cables
- Not available in USA

Maintenance kit 12 months for MGM/MGM+

52 06 854

- Including:
 - Water trap manifold seal (2 pcs)
 - Nafion inlet tubing (2 pcs)
 - Bacteria filter (2 pcs)
 - Room air filter
 - Pump filter
 - Fan filter (only for stand alone version)

KION KMG 2000
KION MGM+
O₂ Monit. MiniOX



KION MultiGas monitoring

Water trap, disposable, 30 each
66 37 628

- Disposable water trap for MultiGas/MultiGas+ (MGM/MGM+)
- To be used together with sampling line 65 22 770



Dryline A water trap, 10 pcs
65 22 747

- Drainable water trap with bacterial filter for KMG 2000
- Not available in USA



Sampling line, 25 pcs
2.5 m
65 22 770

- For MGM/MGM+ and KMG 2000
- Polyethylene (PE)



Airway adapter, straight, 12 pcs
12 76 067



Airway adapter, elbow, 12 pcs
12 76 737



O₂ cell for O₂ Monitor MiniOX
64 81 506



Filter for O₂ cell, 25 each
93 03 892

ECG



MULTIMED 5 pod

1.5 m

59 50 196

2.5 m

33 68 391

- Multi-parameter cable to monitor 3- or 5-lead ECG, impedance respiration, two temperatures (modular monitors only, requires Y-cable) and SpO₂

ECG ESU block, 5-lead


59 47 226



- Electrosurgical interference suppression filter
- The ECG ESU BLOCK provides ECG electrosurgical unit noise suppression and burn protection. This small plastic unit plugs between standard shielded white ECG lead wires and the MULTIMED 5 or MULTIMED 6 pod. It can be used with 3 or 5 lead wire ECG lead sets.
- Self seating design
- The ECG ESU block replaces the need for OR leads
- Including:
 - Storage holster that can be mounted on any suitable flat surface

Pod mount

55 98 128



- Mount for securing the MULTIMED 5/6 pods

IEC Color Code 1 (Europe): Red, Green, Yellow (3-lead); Black, White (5-lead); Gray/white (6-lead)

IEC Color Code 2, also AHA code, (USA): White, Red, Black (3-lead); Green, Brown (5-lead); Gray/brown (6-lead)

For OR use an ECG ESU block must be connected to the MULTIMED pod

ECG 3-lead grabber set

1 m, IEC1 (European color code)

59 56 433

1 m, IEC2 (AHA/US color code)

59 56 441



- For disposable electrodes
- To be used in the OR only when the ECG ESU block is connected to the MULTIMED pod

ECG 5-lead grabber set

1 m, IEC1 (European color code)

59 56 466

1 m, IEC2 (AHA/US color code)

59 56 458



- For disposable electrodes
- Can be used in the OR for INFINITY SC 7/8/9000/XL monitors only when the ECG ESU block is connected to the MULTIMED pod

ECG



ECG 6-lead grabber set

1 m, IEC1 (European color code)

59 56 482

1 m, IEC2 (AHA/US color code)

59 56 474

- For disposable electrodes
 - Can be used in the OR for INFINITY SC 7/8/9000/XL monitors only when the ECG ESU 6 block is connected to the MULTIMED pod
-

ECG electrodes, disposable, 50 pcs

45 27 750

- General purpose electrodes for adults
 - Pre-gelled
 - Not for ambulatory use
-



ECG electrodes, neonatal, disposable, 300 pcs

51 95 024

- Neonatal electrodes with attached lead wire
 - 100 packages of 3 electrodes
 - Use in conjunction with adapter pins
-



SpO₂



INFINITY SC 7/8/9000XL Nellcor SpO₂ option **74 98 061**

- Option to make the monitor compatible with Nellcor SpO₂ sensors
- Always state monitor serial number when ordering the option to an installed SC 7/8/9000XL (Requires VF2 S/W or higher)
- Requires Nellcor SpO₂ extension cable (shielded, blue latch) (33 68 433 or 33 75 834)




INFINITY SC 7/8/9000XL Masimo SpO₂ option **74 98 079**

- Option to make the monitor compatible with Masimo SpO₂ sensors
- Always state monitor serial number when ordering the option to an installed SC 7/8/9000XL (Requires VF2 S/W or higher)
- Requires Masimo ProCal + SpO₂ intermediate cable (74 92 601)

Masimo ProCal + SpO₂ intermediate cable, 2 m **74 92 601**

- To connect Masimo SpO₂ sensors to the MULTIMED pod



Nellcor SpO₂ extension cable, shielded (blue latch)

1 m
33 68 433
2 m
33 75 834



- To connect Nellcor SpO₂ sensors to the MULTIMED pod
- SC 7/8/9000XL require Nellcor SpO₂ option software

DURASENSOR DS 100A, adult **72 62 764**

- Reusable SpO₂ adult sensor
- For finger or toe application
- Patient weight > 40 kg



OXISENSOR I-20, infant, 24 pcs

Note! Contains latex
74 90 266

- Disposable SpO₂ infant sensor
- For finger or toe application
- Patient weight 3 – 20 kg
- Not for USA



Note!

- All Masimo SpO₂ sensors require for use with INFINITY monitors:
 - Masimo ProCal + SpO₂ intermediate cable (74 92 601)
 - For modular monitors: SC 7/8/9000XL with Masimo SpO₂ option software and VF2 or higher

SpO₂

Masimo LNOP DCI – Adult reusable SpO₂ sensor

72 70 312



- Adult finger clip style sensor with a 90 cm cable attached and added "flaps" for ambient light shielding.
 - The adjustable hinge allows the sensor to be adjusted to various finger sizes.
 - Patient weight: > 30 kg.
 - Recommended monitoring site: Ring or middle finger of non-dominant hand.
-

Temperature

Temperature Y-cable for MULTIMED 5/6 pod
55 92 154

- Required for use with two temperature sensors



Temp probe, adult

1.5 m
43 29 889
3 m
52 04 644

- Order protective covers separately



Temp probe, pediatric

1.5 m
43 29 848
3 m
52 04 651

- Order protective covers separately



Temp probe, skin

1.5 m
43 29 822
3 m
52 04 669

- Not for use during electrosurgery
-



Non-invasive Blood Pressure (NBP)

NBP connection hose, 3.7 m

12 75 275

- Connects adult and child cuffs to INFINITY SC monitors and NBP cartridge



NBP connection hose neonatal, 2.4 m

28 70 298

- Connects neonatal cuffs to INFINITY SC monitors and NBP cartridge



Cuff, child

28 66 676

- Arm circumference 12–19 cm
- Cuff width 8 cm
- Reusable



Cuff, small adult

28 66 635

- Arm circumference 17–25 cm
- Cuff width 10.5 cm
- Reusable



Cuff, adult

28 66 643

- Arm circumference 23–33 cm
- Cuff width 14 cm
- Reusable



Cuff, large adult

28 66 650

- Arm circumference 31–40 cm
- Cuff width 18 cm
- Reusable



Cuff, thigh

28 66 668

- Thigh circumference 38–50 cm
- Cuff width 21 cm
- Reusable



Cuff, neonatal, # 1; 10 pcs

28 70 181

- Arm circumference 3.1–5.7 cm
- Disposable



Non-invasive Blood Pressure (NBP)



Cuff, neonatal, # 2; 10 pcs

28 70 199

- Arm circumference 4.3–8.0 cm
- Disposable



Cuff, neonatal, # 3; 10 pcs

28 70 207

- Arm circumference 5.8–10.9 cm
- Disposable



Cuff, neonatal, # 4; 10 pcs

28 70 215

- Arm circumference 7.1–13.1 cm
- Disposable



Cuff, neonatal, # 5; 10 pcs

28 70 173

- Arm circumference 8.3–15.0 cm
- Disposable

Invasive Blood Pressure (IBP)

HEMOMED Pod 55 88 822



- Hemodynamic monitoring organizer that provides a one cable connection to the monitor for cardiac output and 4 invasive pressures. Includes controls for pressure zeroing, wedge pressure calculation and cardiac output start
- Transducer specific plates and adapters are available, see separate section
- Including:
 - Universal pressure transducer mounting plate
 - HEMOMED connection cable, 3 m
 - Universal pole/clamp mount



HEMOMED connection cable 3 m 55 91 925



Hemo pod adapter, 10-pin 33 75 958



- Adapter block to connect S400/S700/S900/S1200 pressure transducer cables (with 10-pin orange connectors) to the Hemo pods
- One adapter for each HEMO2 pod and two for each HEMO4/HEMOMED pod



Hemo pod adapter, Edwards 51 96 980

- Adapter to connect Edwards pressure transducers to the Hemo pods
- One adapter for each HEMO2 pod and two for each HEMO4/HEMOMED pod



Hemo pod adapter Memscap (Capto/SensoNor), 7-pin 43 29 160

- Adapter block to connect Memscap (Capto/SensoNor) and other pressure transducer cables with 7-pin connectors to the Hemo pods
- One adapter for each HEMO2 pod and two for each HEMO4/HEMOMED pod



Hemo transducer plate, Abbott/Transpac IV, 5 pcs 72 70 460

- For HEMO2, HEMO4 and HEMOMED pods
- Holds Abbott Transpac IV transducers



IBP Y-adapter, 7 pin 55 92 147

- For use with INFINITY SC 7/8/9000XL monitors for transducers with 7-pin connectors. Cannot be used simultaneously with HEMOMED pod



Invasive Blood Pressure (IBP)

IBP Y-adapter, 10 pin
57 31 281

- For use with INFINITY SC 7/8/9000XL monitors for transducers with 10-pin connectors. Cannot be used simultaneously with HEMOMED pod



IBP intermediate cable Memscap (Capto/SensoNor), 3.7 m
43 21 563

- Connects reusable Memscap (Capto/SensoNor) transducer (74 89 417) to INFINITY configured monitors



IBP transducer extension cable Memscap (Capto/SensoNor), 3 m
74 86 876

- With 10 pin connector



IBP transducer Memscap (Capto/SensoNor) 844, reusable
74 89 417

- Reusable transducer (on a 25 cm cable) to interface with IBP transducer extension cable Memscap (Capto/SensoNor) (74 86 876), or to connect to Hemo pod adapter Memscap (Capto/SensoNor) (43 29 160)
- Including:
 - One IBP replacement dome for Memscap (Capto/SensoNor) 844

Cardiac Output

HEMOMED Pod 55 88 822



- Hemodynamic monitoring organizer that provides a one cable connection to the monitor for cardiac output and 4 invasive pressures. Includes controls for pressure zeroing, wedge pressure calculation and cardiac output start
- Transducer specific plates and adapters are available, see separate section
- Including:
 - Universal pressure transducer mounting plate
 - HEMOMED connection cable, 3 m
 - Universal pole/clamp mount



HEMOMED connection cable 3 m 55 91 925



C.O. intermediate cable 1 m 33 68 458

- Connects C.O. accessories to HEMO2/4 pod and HEMOMED pod



C.O. catheter–cable 84 19 160

- Connects catheter to intermediate cable



C.O. thermistor–cable, Ohmeda 84 20 077

- Use with thermistor T–piece (57 41 975)



C.O. thermistor–cable, Edwards 85 39 983



C.O. thermistor T–piece Ohmeda, 25 pcs 57 41 975

- Ohmeda disposable in–line injectate sensor for measurement of injectate temperatures
- Use with 84 20 077





etCO₂

etCO₂ analyzer module

43 19 260

- For Servo Screen 390
- For SC 7000/9000/9000XL



etCO₂ Capnostat III sensor with 2.4 m cable

43 22 975

- Including:
 - etCO₂ airway adapter, adult (reusable)
 - Calibration and reference cell
 - Cable clip, 5 each
- Neonatal airway adapter can be ordered separately



INFINITY etCO₂ Microstream Pod

78 70 947

- Requires a modular Monitor with software VF3 or higher
- Including:
 - Pod connection cable, 3 m
 - Universal pole/clamp mount



Pod connection cable

3 m

33 68 425

- Connects HEMO2, HEMO4, MULTIMED 12, tpO₂/tpCO₂ and etCO₂ pods to INFINITY modular monitors



etCO₂ airway adapter, adult (reusable)

47 21 796



etCO₂ airway adapter, neonatal (reusable)

47 21 788

Cables and devices for external connection



Ethernet crossover cable

2 m

57 30 176

6 m

55 92 667

- Cable which allows:
 - Connection of a laser printer or R 50–N Recorder to a standalone IDS
 - Direct connection of a laser printer or R 50–N Recorder to the Ethernet port of the KION–i system



Surgical Display Controller (SDC)

51 93 110

- Features:
 - Provides connection to large–screen displays
 - Generates displays of waveforms, parameters and trends
 - Convenient connection via INFINITY modular monitors
 - Standard VGA output with variable resolution for maximum flexibility
- Including:
 - Cable SDC to CPS/IDS, 25 m



Cable SDC to CPS/IDS, 25 m

51 94 910

- Connects Surgical Display Controller to CPS/INFINITY Docking Station



Video extension cable, 20 m

33 61 438

- One end unterminated (plug included)



Export protocol cable, CPS/IDS, 3 m

52 06 441

- Cable to connect INFINITY configured and modular SC monitors, CPS or INFINITY Docking Station to CIS and other PC systems for exporting monitor data
- 14–pin Universal connector on one end, other end unterminated
- Including:
 - 9–pin connector
 - Wiring instructions
- Technical details regarding export protocol: See INFINITY RS–232 Export Protocol – Reference Booklet, on the MCC Empower intranet



Analog output cable, 5 m

43 14 618

- One end unterminated

Cables and devices for external connection



RS232 Diagnostic UART cable, 3 m

47 14 346

- Cable for interfacing between INFINITY configured and modular SC monitors, CPS or INFINITY Docking Station and a PC for diagnostic applications



MIB II protocol converter

72 56 931

- Box to interface a third party device to INFINITY modular monitors using an IDS or INFINITY SC 8000 monitor equipped with a MIB II 1–4 option
- Features:
 - Provides comprehensive information by integrating patient data from third party devices
 - Brings clinical device data to the INFINITY modular monitors as well as remotely to INFINITY MultiView WorkStation or INFINITY Gateway WebViewer/WINVIEW
 - Enables viewing of the Open Lung Tool in the INFINITY modular monitors when used with Servo Ventilator 300 or Servo-i
- Including:
 - MIB/SDC mount
- Requires:
 - Patch cable
 - Device specific MIB cable (for connection to third party device)
 - MIB II 1–4 option on INFINITY Docking Station (IDS) or INFINITY SC 8000 Monitor



Further information material

- Technical note



MIB/MIB II Duo protocol converter

72 56 949

- Box to interface a third party device to INFINITY modular monitors using an IDS or INFINITY SC 8000 monitor equipped with either a MIB II 1–4 option or a MIB 1–2 option (+MIB 3–4 option)
- Only one MIB or MIB II option can be connected simultaneously
- Compatible with both MIB II 1–4 option and MIB 1–2 option (+MIB 3–4 option). Beneficial when upgrading an existing MIB installation with MIB II
- Use with MIB connection cable for IDS (MIB connection) or patch cable (MIB II connection), and with specific device MIB cable
- Features:
 - Provides comprehensive information by integrating patient data from third party devices
 - Brings clinical device data to the INFINITY modular monitors as well as remotely to INFINITY MultiView WorkStation or INFINITY Gateway WebViewer/WINVIEW
- Including:
 - MIB/SDC mount
- Requires:
 - Patch cable (for MIB II connection) or MIB connection cable (for MIB connection)
 - Device specific MIB cable (for connection to third party device)
 - Either MIB II 1–4 option or MIB 1–2 option (+MIB 3–4 option) on INFINITY Docking Station (IDS) or INFINITY SC 8000 Monitor

Cables and devices for external connection



MIB cable, 0.6–1 m

- Device specific cable for connecting either a MIB, a MIB II or a MIB/MIB II Duo protocol converter to a third party device

Servo-i/Servo-s (0.9 m)

59 54 537

Abbott Oximetrix 3

57 42 981

VIA V-ABG1

57 43 872

AVL Opti CCA

57 42 999

ASPECT A2000/2000XP BIS Monitor***

59 50 220

*** Note: The SC 9000 monitor does not support communication with the ASPECT A2000/2000XP BIS Monitor

- For monitor and protocol converter software requirements: Please contact your service support representative

MIB connection cable, INFINITY Docking Station, 3 m

55 89 093



- Cable to connect MIB protocol converter to the INFINITY Docking Station

Patch cable

20 m (with extra connector for field termination)

47 25 557




- Shielded cable to connect:
 - INFINITY Docking Station to network wallplate
 - MIB II protocol converter to the INFINITY Docking Station

Recorder

INFINITY R 50–N Recorder

57 40 068

- Two channel recorder that provides documentation of stored events, alarms, waveforms and trends
- For connection anywhere on the INFINITY network, independent of patient monitor location
- Mains power inlet cable and patch cable must be ordered separately
- Including:
 - Mounting plate for wall mount
 - INFINITY R 50 recording paper, 10 rolls
 - Installation instructions



INFINITY R 50 recording paper, 10 rolls

47 11 201

- 50 mm wide (2 in.), approx. 30 m (100 ft) long
- For use with INFINITY R 50 recorder



Ethernet crossover cable

2 m

57 30 176

6 m

55 92 667

- Cable which allows:
 - Connection of a laser printer or R 50–N Recorder to a standalone IDS
 - Direct connection of a laser printer or R 50–N Recorder to the Ethernet port of the KION–i system
-

Mounting devices

Shelf mount

47 20 087

- Shelf mount for Docking Station or interface plate
 - Mount allows for tilt and swivel
-



Wall mount Docking Station, 23 cm arm

47 20 111

- Universal mount for Docking Station or interface plate
 - With 23 cm (9") extending arm
 - Adjustable height on a 48 cm (19") vertical track
 - Mount allows for tilt and swivel
 - Not for INFINITY SC 8000
-



Mount plate PGEA Hill-Rom Power Column

74 91 975

- Hill-Rom Power Column mount plate for PICK AND GO Easi-Arm Monitor Mount
-



Power adapters, power cables and batteries



Power adapter (IDS power supply), 100V–240 VAC

59 55 393

- 100–120 VAC or 200–240 VAC (switch selectable)
- Power supply for INFINITY configured and modular monitors. Supports the full range of monitors with or without INFINITY Docking Station
- Including:
 - 2.5 m connection cable to IDS
- Mains power inlet cable must be ordered separately

Mains power inlet cable (Power cord)

Europe, CEE 7, 3.5 m

61 06 504



North America, 5–15R (Hospital grade), 3.5 m

63 98 254



Great Britain, BS 1363, 3.5 m

66 70 310



INFINITY SC 7/9000XL SLA Battery Pack

55 92 097

- Provides an additional 50 minutes of battery life. Can be "hot swapped" for extended battery life



INFINITY Gateway data access system

INFINITY Gateway Server Software

57 29 418



- INFINITY Gateway server software for patient information exchange between INFINITY Network and 3rd-party systems. Optional remote view clinical applications, interface options, and developer's tools for export and import of data, using industry-standard protocols including ASCII, HL7, ASTM, and Win32 API.
- Features:
 - Windows platform Gateway server software
 - Bidirectional access between INFINITY Network (bedsides, workstations, MIB-devices), hospital/clinical information systems, and local and remote clients
 - Smooth integration into existing hospital IT environment
 - Multiple Gateway application options can be coresident on single PC
 - Supports up to 64 beds in 16 monitoring units with 64 connections
 - LAN and modem/dial-up interconnectability within and between institutions
 - Factory hotline support
- Includes:
 - Gateway server–software CD
 - License key ("dongle") for one host PC with Gateway Server Software and Time Master function
 - Installation information
- Application options are ordered separately (see below)
- Requires user–provided PC with:
 - Pentium III, at least 350 MHz
 - At least 128 MB RAM, 4.3 GB HD, CD–ROM
 - SVGA display (800x600, 256 colors)
 - Windows NT Workstation 4.0, Windows NT Server 4.0 with Service Pack 3, or Windows 2000
 - Dual 10/100 Base–T Ethernet interface
 - Recommended: 56K Modem and pcANYWHERE
 - Web–server required for INFINITY WebViewer
 - Parallel port for dongle

HL7 / ASTM Interface Option

59 49 214



- Interface option for bidirectionally exchanging data in HL7 format to:
 - Export vital signs data (parameters) in an unsolicited or solicited HL7 interface
 - Import ADT data in an unsolicited or solicited HL7 interface
 - Import and export HL7 lab data
 - Import ASTM lab data from a device attached to a serial port on a PC running the INFINITY Gateway Server Software
- Including:
 - Locked option password certificate
- Requires:
 - INFINITY Gateway Server Software
- Note: The import of ADT data to the INFINITY Network requires a MultiView WorkStation

Alphabetical index

24 V power branch cable.....	83	Bellows housing.....	28
24 V power cable for NO/NO ₂ monitor.....	82	Bi-Vent software, Servo-i.....	16
24 V power cable for Servo Screen 390.....	82	Breathing bag 0.5 l, infant.....	40
3–quick connector air (AGA connections, black/white), with bracket for clamp.....	53	Breathing bag 1 l.....	40
A		Breathing bag 2 l.....	40
Absorbent paper adult (with holes), 100 each.....	79	Breathing bag 3 l.....	39
Absorbent paper infant, 100 each.....	79	Breathing bag arm with angled adapter.....	40
Absorber canister.....	28	Breathing bag, bag-in–bottle, 3 l.....	33
Absorber lid complete.....	28	C	
Adapter 15–10 mm out. diam. with drip edge, 5 each	70	C.O. catheter–cable.....	109
Adapter 15–10 mm out. diam., 5 each.....	40, 61, 69	C.O. intermediate cable 1 m.....	109
Adapter 15–15 mm out. diam.....	40, 68	C.O. thermistor T–piece Ohmeda, 25 pcs.....	109
Adapter 22–10 mm out. diam., 2 each.....	61, 69	C.O. thermistor–cable, Edwards.....	109
Adapter 22–15 mm out. diam.....	69	C.O. thermistor–cable, Ohmeda.....	109
Adult breathing circuit kit (single use/single heat), 10 each.....	79	Calibration adapter NO.....	83
Adult T–adapter with plug, 5 each.....	59	Calibration manometer 120 cm H ₂ O/120 mbar/12 kPa	25
Aeroneb® Pro Nebulizer System.....	56	Clamp, 1 slot.....	36
Air filter (shock protected) with bracket for clamp, without nipples.....	52	CO ₂ Absorber (empty) 0,9 l.....	28
Air filter assembly (DISS female/DISS female).....	51	CO ₂ Analyzer Module, Servo-i.....	81
Airway adapter, elbow, 12 pcs.....	99	CO ₂ Analyzer software, Servo-i.....	16
Airway adapter, straight, 12 pcs.....	85, 99	Communication cable between Servo Ventilator 300 and Servo Screen 390.....	82
Alarm output connection software, Servo-s.....	23	Compressor Mini.....	48
Alarm output connector kit.....	24	Connection cable 2.4 m between ventilator and computer (9 pin female plug to computer/PC)....	82
Alarm output connector software, Servo-i.....	16	Connection cable 2.4 m between Servo Ventilator 300 and computer (9 pin female plug to computer/PC).....	82
Alarm output connector upgrade kit.....	24	Connection cable 24 V, 1.8 m, BP 351 – SV 300....	27
Analog output cable, 5 m.....	111	Connection cable for reusable tube heater.....	77
Angled adapter (elbow), 22–15 mm out. diam./15 mm int. diam., 5 each.....	68	Connection cable for single use tube heater.....	77
Angled connector with plug.....	68	Connection cable, 2 m.....	60
Automode® software.....	15	Connection cable, 2 m, for synchronization of two SV 300.....	27
B		Connection cone 30 mm int. diam.–22 mm out. diam. (disposable), 6 each.....	43
Bacteria filter for gas module.....	31	Connection tube 22 mm int. diam. (disposable), 50 m	43
Bacteria filter with 13 cm tube and nipple, for exp. pressure transducer, 50 each.....	32	Control module cable, 1.7 m.....	59
Bacteria filter with 13 cm tube, for exp. pressure transducer, 50 each.....	32	Coupling piece for safety valve (for gas evacuation), for SV 900.....	42
Bacteria filter with 27 cm tube, for insp. pressure transducer, 10 each.....	32	Cuff, adult.....	105
Bacteria filter, 28 mm diameter (0.3 µm).....	32	Cuff, child.....	105
Bacteria filter, 28 mm diameter (0.8 µm), 10 each..	31	Cuff, large adult.....	105
Bacteria filter, 28 mm diameter (0.8 µm), 50 each..	85	Cuff, neonatal, # 1; 10 pcs.....	105
Bacteria filter, 60 mm diameter, 50 each.....	80	Cuff, neonatal, # 2; 10 pcs.....	106
Bacteria filter, 94 mm diameter.....	31	Cuff, neonatal, # 3; 10 pcs.....	106
Battery module.....	24	Cuff, neonatal, # 4; 10 pcs.....	106
Bellows.....	28, 31	Cuff, neonatal, # 5; 10 pcs.....	106
Bellows and support plate, complete.....	28	Cuff, small adult.....	105

Index

Alphabetical index

Cuff, thigh.....	105	Fisher & Paykel Humidifier MR 850.....	75
Cup for water trap/moisture trap.....	27, 69	Flex tube (Hytrel [®]) autoclavable, 15 mm connections, 15 cm.....	68
Cuvette for adults.....	83	Flexible holder for AERONEB Pro.....	59
Cuvette for infants.....	83	Flowmeter 0–15 l/min for gas mixer.....	52
D		Flowmeter O ₂ , 0–15 l/min.....	52
Depressurizing tool, NO.....	27	Front panel cover, SV 300.....	26
DISS hose air (DISS female/DISS female).....	51	G	
DISS hose air (DISS male/DISS female).....	51	Gas calibration set for CA 930.....	84
DISS hose N ₂ O (DISS female/DISS female).....	51	Gas cylinder restrainer Servo-i.....	36
DISS hose N ₂ O (DISS male/DISS female).....	51	Gas cylinder restrainer Servo-s.....	36
DISS hose O ₂ (DISS female/DISS female).....	50	Gas mixture hoses for Flowmeter Unit 760/770 / Dosage unit (three hoses).....	52
DISS hose O ₂ (DISS male/DISS female).....	50	Gas reservoir tube, 26 mm int. diam., 30 cm (disposable), 5 each.....	43
Docking Station, Interface & Power.....	97	Gas trolley.....	36
Draw wire, 1.5 m.....	78	General purpose electrodes for adults.....	101
Drawer, 41 cm wide.....	36	H	
Dryline A water trap, 10 pcs.....	99	Halothane Vaporizer 950.....	90
Dual temperature probe.....	77	Heater wire with probe housing.....	77
DURASENSOR DS 100A, adult.....	102	Heater wire with probe housing, 1.05 m.....	77
Dust filter, 25 each.....	43	Hemo pod adapter Memscap (Capto/SensoNor), 7-pin.....	107
E		Hemo pod adapter, 10-pin.....	107
ECG 3-lead grabber set.....	100	Hemo pod adapter, Edwards.....	107
ECG 5-lead grabber set.....	100	Hemo transducer plate, Abbott/Transpac IV, 5 pcs.....	107
ECG 6-lead grabber set.....	101	HEMOMED connection cable.....	107, 109
ECG electrodes, disposable, 50 pcs.....	101	HEMOMED Pod.....	107, 109
ECG electrodes, neonatal, disposable, 300 pcs.....	101	High pressure air hose (black/white) 3 m, with quick couplings (AGA).....	49
ECG ESU block, 5-lead.....	100	High pressure air hose (black/white) 8 mm int. diam., 30 m.....	49
Enflurane Vaporizer 951.....	91	High pressure air hose (French standard connections).....	50
etCO ₂ airway adapter, adult (reusable).....	82, 110	High pressure air hose (NIST connections).....	50
etCO ₂ airway adapter, neonatal (reusable).....	83, 110	High pressure Air hose, NIST/German.....	49
etCO ₂ analyzer module.....	82, 110	High pressure N ₂ O hose (blue), 3 m, with quick couplings (AGA).....	49
etCO ₂ Capnostat III sensor with 2.4 m cable..	82, 110	High pressure N ₂ O hose (French standard connections).....	50
Ethernet crossover cable.....	111, 114	High pressure N ₂ O hose (NIST connections).....	50
Evac bag, 3 l.....	42	High pressure N ₂ O hose, NIST/German.....	49
Exchange set for SV 900A/B/C/D/E.....	30	High pressure O ₂ hose (French standard connections).....	50
Expiratory cassette.....	26	High pressure O ₂ hose (NIST connections).....	50
Expiratory channel complete, SV 300, incl. flow transducer.....	26	High pressure O ₂ hose (white) 3 m, with quick couplings (AGA).....	49
Expiratory channel SV 300, without flow transducer.....	26	High pressure O ₂ hose, NIST/German.....	49
Expiratory inlet moisture trap.....	26	High pressure O ₂ hose (ASTM Interface Option).....	117
Expiratory inlet water trap.....	26	Holder for nebulizer patient unit, with bracket for clamp.....	60
Expiratory valve tube.....	32		
Export protocol cable, CPS/IDS, 3 m.....	111		
F			
Female quick coupling (AGA) for air, angled.....	52		
Female quick coupling (AGA) for air, straight.....	52		
Female quick coupling (AGA) for O ₂ , straight.....	51		
Filler cap, 5 each.....	59		
Filter for O ₂ cell, 25 each.....	33, 99		

Alphabetical index

Holder for Servo Ventilator 300 patient unit.....	37
Hook with hook holder.....	36
Humidifier Holder.....	76
Humidifier Holder for rail 10 x 25/10 x 30 mm.....	76
Humidifying chamber assembly (autoclavable), adult.....	76
Humidifying chamber assembly (autoclavable), infant.....	76

I

IBP intermediate cable Memscap (Capto/SensoNor), 3.7 m.....	108
IBP transducer extension cable Memscap (Capto/SensoNor), 3 m.....	108
IBP transducer Memscap (Capto/SensoNor) 844, reusable.....	108
IBP Y–adapter, 10 pin.....	108
IBP Y–adapter, 7 pin.....	107
Infant breathing circuit kit (single use/single heat), 10 each.....	79
INFINITY Docking Station (IDS).....	97
INFINITY etCO ₂ Microstream Pod.....	110
INFINITY Gateway Server Software.....	117
INFINITY R 50 recording paper, 10 rolls.....	114
INFINITY SC 7/8/9000/XL ACE Arrhythmia II option.....	95
INFINITY SC 7/8/9000/XL Physio Calc option.....	95
INFINITY SC 7/8/9000XL 6–8 channel option.....	95
INFINITY SC 7/8/9000XL ARIES 12–lead ST option.....	95
INFINITY SC 7/8/9000XL Masimo SpO ₂ option.....	95, 102
INFINITY SC 7/8/9000XL Nellcor SpO ₂ option..	95, 102
INFINITY SC 7/9000XL SLA Battery Pack.....	116
INFINITY SC 7000/8000 4(5)–6 channel option.....	95
Injection membrane for T–piece, 5 each.....	61
Insulation shield with water collector, 5 each.....	26
Isoflurane Vaporizer 952.....	92
IV pole.....	37

K

Keyed filling adapter tube for enflurane bottle.....	94
Keyed filling adapter tube for halothane bottle.....	94
Keyed filling adapter tube for isoflurane bottle.....	94
Keyed filling adapter tube for sevoflurane bottle.....	94
KION MultiGas 2000 (KMG 2000).....	98
KMG 2000 installation kit for for replacement of MGM with KMG 2000.....	98

L

Loudspeaker booster kit.....	24
Loudspeaker booster upgrade kit.....	25

M

Magnetic Resonance Imaging kit for SV 900C/D/E. 25	
Mains power inlet cable (Power cord).....	24, 116
Maintenance kit 1,000 hours, for SV 300.....	30
Maintenance kit 10,000 hours, for Compressor Mini.....	55
Maintenance kit 12 months for KION.....	31
Maintenance kit 12 months for KMG 2000.....	98
Maintenance kit 12 months for MGM/MGM+.....	98
Maintenance kit 3,000 hours, for SV 300.....	30
Maintenance kit 5,000 hours.....	30
Maintenance kit 5,000 hours, for Compressor Mini.....	55
Maintenance kit 6 months for KION.....	31
Maintenance kit for Compressor Compact.....	55
Maintenance kit for Ventilator 710.....	31
Maintenance kit, NO/NO ₂ monitor.....	30
Male connection nipple, disposable, 100 each.....	80
Male quick coupling for air (AGA) with nipple for hose 8 mm int. diam.....	51
Manometer for pressure regulator, 10 bar/1 MPa... 53	
Manual ventilation accessory without motor.....	38
Masimo LNOP DCI – Adult reusable SpO ₂ sensor.....	103
Masimo ProCal + SpO ₂ intermediate cable, 2 m..	102
Medication cup (disposable), 100 each.....	62
Memory option card.....	96
MIB cable.....	87
MIB cable, 0.6–1 m.....	113
MIB connection cable, INFINITY Docking Station, 3 m.....	87, 113
MIB II 1–4 option, INFINITY Docking Station.....	97
MIB II protocol converter.....	86, 112
MIB/MIB II Duo protocol converter.....	86, 112
Mobile Cart Servo–s.....	34
Modification kit for alternative connection, for Compressor Mini.....	54
Mount plate PGEA Hill–Rom Power Column.....	115
MULTIMED 5 pod.....	100
Mushroom valve.....	33
Mushroom valve, 5 each.....	33

N

NBP connection hose neonatal, 2.4 m.....	105
NBP connection hose, 3.7 m.....	105
Nebulizer module.....	60
Nebulizer patient unit.....	60
Nebulizer unit with filler cap.....	59
Nebulizing chamber, 20 each.....	62
Nellcor SpO ₂ extension cable, shielded (blue latch).....	102
Neonatal adapter kit, 5 each.....	59
Neonatal calibration kit for SV 300.....	25

Alphabetical index

Neonatal test lung 191.....	25	PIVap Desflurane.....	89
Nipple for air filter, for 6 mm hose, 2 each.....	52	PIVap Enflurane, keyed filling.....	88
Nipple for air filter, for 8 mm air hose, 2 each.....	52	PIVap Halothane, keyed filling.....	88
NO scavenging adapter SV 300 NO.....	42	PIVap Isoflurane, keyed filling.....	88
Non Invasive Ventilation (NIV) software, Servo-i....	16	PIVap Sevoflurane, keyed filling.....	89
Non Invasive Ventilation (NIV) software, Servo-s...	22	PIVap Sevoflurane, QUIK FIL [®]	89
Non-return valve for KION, 2 pcs.....	33	Pod connection cable.....	110
O		Pod mount.....	100
O ₂ cell for O ₂ Monitor MiniOX.....	99	Power adapter (IDS power supply), 100V–240 VAC	116
O ₂ cell for Servo-i/Servo-s.....	32	Pressure Control (PC) software.....	13
O ₂ cell with O-ring.....	33, 85	Pressure regulator for O ₂ (for gas mixer).....	53
O ₂ flush hose (white) with O ₂ connection for 6 mm		Pressure regulator for O ₂ and air (for gas mixer)....	53
hose.....	40	Pressure stabilization tank with quick coupling, NO	51
O ₂ –Air Mixer 961.....	44	Probe housing adult, 22 mm out. diam., 22–15 mm	
O ₂ –Air Mixer 965.....	47	int. diam.....	70, 77
O ₂ –N ₂ O/O ₂ –Air Mixer 962.....	46	Probe housing infant 15–10 mm int. diam., with	
Open Lung Tool [®] software.....	15	adapter 15–10 mm out. diam.....	70, 78
Outlet nipple for 4 mm hose.....	52	PRVC software.....	14
Output junction box for SV 900C/D/E.....	27	R	
OXISENSOR I–20, infant, 24 pcs.....	102	Rail clamp.....	36, 59, 76
P		RAM data card.....	96
Patch cable.....	113	Replacement KION MultiGas 2000 (KMG 2000)....	98
Patient cassette, complete.....	27	Return tube (disposable) 1.8 m, 5 each.....	85
Patient tube (Hytrell [®]) adult, 22 mm connections...	67	Reusable kit MR 850.....	77
Patient tube (Hytrell [®]) adult, 22 mm connections,		RS232 Diagnostic UART cable, 3 m.....	112
110 cm.....	39	Rubber valve, 2 each.....	32
Patient tube (Hytrell [®]) adult, 22 mm connections,		S	
60 cm.....	39	Safety valve for gas evacuation (gas-tight) 120 cm	
Patient tube (Hytrell [®]) infant (22/15 mm connections)		H ₂ O, for SV 900C/D/E.....	42
with probe housing.....	68	Sampling tube NO 1.8 m.....	43, 85
Patient tube (Hytrell [®]) infant, 10 mm connections.	67	Sampling adapter NO.....	70, 83
Patient tube (Hytrell [®]) infant, 10 mm connections,		Sampling line, 25 pcs.....	99
60 cm.....	39	Sampling tube 1.8 m.....	85
Patient tube (Hytrell [®]) infant, 22/15 mm connections		Screen (mesh net) for flow transducer incl. screw.	32
.....	68	Service kit case for SV 300/300A.....	28
Patient tube (Hytrell [®]) infant, 22/15 mm connections,		Service kit case for SV 900C/D/E.....	29
60 cm.....	39	Servo Evac 180, basic set.....	41
Patient tube (Hytrell [®]) infant, 22 mm connections.	67	Servo Filter Humidifier 172.....	74
Patient tube (silicone rubber) adult, 22 mm		Servo Filter Humidifier 173.....	74
connections.....	39, 67	Servo Guard bacterial/viral filter, 50 each.....	62, 72
Patient tube (silicone rubber) adult, 22 mm		Servo Humidifier 161.....	73
connections, 60 cm.....	39	Servo Humidifier 162.....	73
Patient tube (silicone rubber) infant, 10 mm		Servo Humidifier 163.....	73
connections.....	61	Servo Ultra Nebulizer 145.....	58
Patient tube (silicone rubber) infant, 10 mm		Servo Ultra Nebulizer, Servo-i.....	57
connections.....	67	Servo-i Adult software.....	11
Patient tube (silicone rubber) infant, 10 mm		Servo-i base unit.....	7
connections, 60 cm.....	39	Servo-i country kit.....	9
PC support arm.....	27	Servo-i Holder.....	35
Pediatric T–adapter with plug, 5 each.....	59		

Alphabetical index

Servo-i Infant software.....	12	Spare parts kit case for KION.....	29
Servo-i Mobile Cart for Compressor Mini.....	34	Spare parts kit case for Servo-i.....	28
Servo-i Mobile Cart with drawers.....	34	Standard accessories for ventilators.....	25
Servo-i Mobile Cart without drawers.....	34	Support Arm 176.....	63
Servo-i Shelf Base.....	35	Support Arm 177.....	63
Servo-i Universal software.....	10	Surgical Display Controller (SDC).....	111
Servo-s base unit.....	17		
Servo-s base unit with Compressor Mini.....	18	T	
Servo-s basic software.....	21	T-adapter plug, 5 each.....	60
Servo-s country kit.....	20	T-piece.....	60
Set of filters.....	55	T-piece (Air) for 8 mm hose.....	49
Set of patient tubes (Hytrel®) adult (22 mm connections), for tube heater humidifier.....	65	Temp probe, adult.....	104
Set of patient tubes (Hytrel®) infant (10 mm connections), for tube heater humidifier.....	66	Temp probe, pediatric.....	104
Set of patient tubes (Hytrel®) infant (22/15 mm connections), for tube heater humidifier.....	66	Temp probe, skin.....	104
Set of patient tubes (Hytrel®), adult (22 mm connections), for Servo Humidifier.....	64	Temperature and flow probe, 1.5 m.....	77
Set of patient tubes (Hytrel®), infant (10 mm connections), for Servo Humidifier.....	64	Temperature Y-cable for MULTIMED 5/6 pod.....	104
Set of patient tubes (Hytrel®), infant (22/15 mm connections) for Servo Humidifier.....	64	Test Lung 190.....	25
Set of patient tubes (silicone rubber) infant (10 mm connections), for heater humidifier.....	66	Test tube (blue).....	27
Set of patient tubes (silicone rubber) infant (10 mm connections), for tube heater humidifier.....	65	Thermometer, for heater humidifier.....	71
Set of patient tubes (silicone rubber), adult (22 mm connections), for heater humidifier.....	65	Transparent tube 7 mm int. diam., optional length, per meter.....	80
Set of patient tubes (silicone rubber), adult (22 mm connections), for Servo Humidifier.....	64	Tube for pop-off valve, 25 each.....	33
Set of patient tubes (silicone rubber), adult (22 mm connections), for tube heater humidifier.....	65	Tube joint adult, 22 mm out. diam., 15 mm int. diam.	40, 68
Set of patient tubes (silicone rubber), infant (10 mm connections), for Servo Humidifier.....	64	Tube joint infant, 10 mm out. diam., 5 each.....	68
Set of tubes with filter, 25 each.....	33		
Sevoflurane Vaporizer 953.....	93	U	
Shelf base Servo-s.....	35	Ultra Nebulizer software, Servo-i.....	15
Shelf mount.....	115	Upgrade to Servo-i Universal all patient categories (Adult & Infant).....	14
Shelf mount for Docking Station or interface plate	115	Upgrade transfer card, Servo-i.....	13
Silicone rubber muff adult, angled, 22-22 mm int. diam., with tube joint adult.....	69	Upgrade transfer card, Servo-s.....	22
Silicone rubber muff adult, for thermometer, with tube joint adult.....	70	Upgrade transfer E-delivery, Servo-i.....	13
Silicone rubber muff infant, angled, 22-15 mm int. diam., with adapter 15-10 mm out. diam.....	69	Upgrade transfer E-delivery, Servo-s.....	22
Silicone rubber muff infant, for thermometer, with adapter 15-10 mm out. diam.....	71	User interface panel cover.....	26
Silicone rubber muff infant, straight, 22-15 mm int. diam., with adapter 15-10 mm out. diam.....	69		
Software download card.....	13, 22	V, W	
Software upgrade VE3, SC 9000.....	96	Ventilation Record Card.....	16
Software upgrade VF3, SC 7000/8000/9000XL.....	96	Video extension cable, 20 m.....	111
		Volume Control (VC) software.....	14
		Volume Support (VS) software.....	14
		Wall clamp, 1 slot.....	37
		Wall clamp, 3 slots.....	37
		Wall mount Docking Station, 23 cm arm.....	115
		Water trap, 1 each, with adapter 15-10 mm out. diam. with drip edge, 2 each.....	69
		Water trap, disposable, 30 each.....	99
		Water trap, disposable, NO, 25 each.....	85
		Waterbag pole, 1 m.....	76

Index

Alphabetical index

Y

Y-piece adult (22 mm patient tube connections), straight.....	70
Y-piece infant (10 mm patient tube connections), straight.....	70
Y-piece infant (15 mm patient tube connections), straight.....	70

Order number index

12 75 275.....	105	55 91 925.....	107, 109	61 78 144.....	55
12 76 067.....	85, 99	55 92 097.....	116	61 78 151.....	55
12 76 737.....	99	55 92 147.....	107	61 89 000.....	40, 61, 69
28 66 635.....	105	55 92 154.....	104	61 89 018.....	68
28 66 643.....	105	55 92 667.....	111, 114	61 89 646.....	43
28 66 650.....	105	55 97 328.....	95	62 04 296.....	30
28 66 668.....	105	55 97 914.....	95	62 04 460.....	26
28 66 676.....	105	55 97 922.....	95	62 04 650.....	28
28 70 173.....	106	55 98 128.....	100	62 11 341.....	25
28 70 181.....	105	57 29 418.....	117	62 37 049.....	50
28 70 199.....	106	57 30 176.....	111, 114	62 37 056.....	50
28 70 207.....	106	57 31 281.....	108	62 37 064.....	50
28 70 215.....	106	57 32 388.....	97	62 37 189.....	49
28 70 298.....	105	57 40 068.....	114	62 37 205.....	85
33 61 438.....	111	57 41 975.....	109	62 37 221.....	85
33 68 391.....	100	57 42 981.....	113	62 37 585.....	50
33 68 425.....	110	57 42 999.....	113	62 37 593.....	50
33 68 433.....	102	57 43 872.....	113	62 37 601.....	50
33 68 458.....	109	59 47 226.....	100	62 37 684.....	50
33 75 834.....	102	59 49 214.....	117	62 37 692.....	50
33 75 958.....	107	59 50 196.....	100	62 45 877.....	82
43 14 618.....	111	59 50 220.....	113	62 46 297.....	40
43 19 260.....	82, 110	59 54 537.....	87, 113	62 46 354.....	44
43 21 563.....	108	59 55 393.....	116	62 51 156.....	44
43 22 967.....	95	59 56 433.....	100	62 51 164.....	46
43 22 975.....	82, 110	59 56 441.....	100	62 51 248.....	53
43 29 160.....	107	59 56 458.....	100	62 51 255.....	53
43 29 822.....	104	59 56 466.....	100	62 51 305.....	50
43 29 848.....	104	59 56 474.....	101	62 51 321.....	50
43 29 889.....	104	59 56 482.....	101	62 68 572.....	37
45 27 750.....	101	60 06 832.....	25	63 01 720.....	25
47 11 201.....	114	60 38 801.....	36, 59, 76	63 02 710.....	60
47 14 346.....	112	60 38 819.....	36, 59, 76	63 02 769.....	60
47 18 248.....	96	60 68 295.....	32	63 02 777.....	60
47 20 087.....	115	60 79 896.....	26	63 02 793.....	60
47 20 111.....	115	60 79 979.....	32	63 42 054.....	82
47 21 788.....	83, 110	61 02 128.....	28	63 42 088.....	82
47 21 796.....	82, 110	61 03 386.....	25	63 42 096.....	82
47 25 557.....	113	61 03 527.....	25	63 42 336.....	61
51 91 239.....	96	61 03 683.....	31	63 42 369.....	60
51 93 110.....	111	61 06 504.....	24, 116	63 43 438.....	32
51 94 910.....	111	61 33 008.....	51	63 50 305.....	62
51 95 024.....	101	61 33 016.....	52	63 50 438.....	61, 69
51 96 980.....	107	61 33 743.....	52	63 50 990.....	52
52 01 996.....	95	61 33 917.....	52	63 89 303.....	26
52 04 644.....	104	61 50 085.....	27	63 89 501.....	26
52 04 651.....	104	61 50 093.....	82	63 89 642.....	83
52 04 669.....	104	61 50 754.....	76	63 98 254.....	24, 116
52 06 110.....	97	61 50 762.....	79	64 05 976.....	63
52 06 441.....	111	61 50 838.....	27	64 06 305.....	83
52 06 854.....	98	61 50 929.....	30	64 06 487.....	25
55 88 822.....	107, 109	61 69 416.....	31	64 06 909.....	61, 67
55 89 093.....	87, 113	61 77 542.....	36	64 09 606.....	28

Index

Order number index

64 19 332.....	33, 85	64 81 738.....	37	65 33 785.....	14
64 19 340.....	73	64 81 746.....	51	65 33 793.....	14
64 19 357.....	73	64 81 753.....	51	65 37 133.....	40
64 19 365.....	73	64 81 779.....	48	65 37 737.....	27
64 19 373.....	74	64 81 787.....	48	65 40 533.....	18, 48
64 19 381.....	74	64 86 729.....	34	65 45 110.....	76
64 19 761.....	50	64 87 180.....	24	65 45 136.....	37, 53
64 19 779.....	51	64 87 248.....	70	65 45 185.....	75
64 19 787.....	51	64 87 313.....	35	65 45 193.....	75
64 19 944.....	50	64 87 586.....	70	65 45 201.....	75
64 19 951.....	51	64 87 792.....	9	65 45 219.....	54
64 21 572.....	65	64 87 800.....	7	65 45 227.....	54
64 22 372.....	44	64 87 941.....	27	65 45 235.....	54
64 24 030.....	32	64 88 311.....	58	65 45 243.....	54
64 24 915.....	46	64 90 788.....	28	65 45 284.....	18, 48
64 25 581.....	40, 68	64 91 000.....	29	65 45 292.....	18, 48
64 37 490.....	51	65 06 708.....	33	65 45 300.....	18, 48
64 47 960.....	26	65 07 300.....	89	65 45 318.....	18, 48
64 53 968.....	88	65 22 721.....	98	65 46 423.....	98
64 53 976.....	88	65 22 747.....	99	65 62 370.....	28
64 53 984.....	88	65 22 770.....	99	65 62 610.....	69
64 54 123.....	89	65 23 570.....	82	65 67 130.....	26
64 54 243.....	31	65 23 588.....	81	65 68 088.....	9
64 55 054.....	49	65 23 935.....	76	65 68 104.....	9
64 55 062.....	49	65 23 943.....	9	65 68 112.....	9
64 55 070.....	49	65 23 950.....	9	65 68 120.....	9
64 55 088.....	49	65 23 968.....	9	65 68 138.....	9
64 55 096.....	49	65 23 976.....	9	65 71 298.....	68
64 55 104.....	49	65 23 984.....	9	65 71 314.....	68
64 56 250.....	93	65 23 992.....	9	65 71 322.....	39, 68
64 56 961.....	82	65 24 206.....	10	65 71 330.....	68
64 57 956.....	32	65 24 214.....	11	65 71 348.....	68
64 59 221.....	43, 85	65 24 222.....	12	65 94 597.....	9
64 63 009.....	31	65 24 339.....	36	65 94 639.....	35
64 63 017.....	31	65 24 388.....	9	65 94 845.....	34
64 63 678.....	27	65 24 396.....	9	65 94 878.....	31
64 63 785.....	83	65 24 404.....	9	65 95 016.....	55
64 63 926.....	30	65 24 412.....	9	65 95 024.....	77
64 64 510.....	70, 83	65 24 420.....	9	65 95 057.....	77
64 64 528.....	42	65 24 438.....	9	65 95 081.....	79
64 71 192.....	89	65 32 621.....	30	65 95 107.....	79
64 71 226.....	62	65 32 639.....	13	65 95 115.....	75
64 71 341.....	93	65 32 910.....	36	65 95 206.....	77
64 71 515.....	94	65 33 025.....	57	65 95 222.....	75
64 71 887.....	33	65 33 033.....	15	65 95 230.....	76
64 80 391.....	52	65 33 140.....	15	65 95 255.....	77
64 81 332.....	58	65 33 157.....	16	65 95 263.....	77
64 81 464.....	40	65 33 173.....	15	65 95 396.....	53
64 81 472.....	40	65 33 181.....	16	65 95 404.....	55
64 81 506.....	99	65 33 462.....	16	65 95 487.....	62, 72
64 81 571.....	40	65 33 744.....	14	66 02 473.....	28
64 81 589.....	39	65 33 751.....	14	66 02 481.....	28
64 81 720.....	63	65 33 769.....	13	66 05 919.....	51

Order number index

66 06 110.....	67	66 49 789.....	24	66 97 270.....	69
66 06 128.....	64	66 50 001.....	35	66 97 585.....	69
66 06 136.....	66	66 50 019.....	23	66 97 593.....	83
66 06 230.....	67	66 50 027.....	20	66 98 393.....	84
66 06 248.....	39, 67	66 50 035.....	20	66 98 559.....	52
66 06 255.....	39, 67	66 50 043.....	20	66 98 690.....	70
66 06 263.....	39, 67	66 50 050.....	20	67 34 479.....	69
66 06 719.....	67	66 50 068.....	20	68 07 358.....	26
66 06 743.....	70	66 50 076.....	20	68 07 614.....	44
66 07 493.....	67	66 50 084.....	20	68 07 630.....	83
66 16 523.....	98	66 50 092.....	20	68 82 658.....	44
66 32 603.....	34	66 50 100.....	13	68 88 127.....	67
66 32 611.....	36	66 50 175.....	28	68 88 135.....	67
66 37 628.....	99	66 50 506.....	34	69 28 634.....	53
66 40 044.....	32	66 50 514.....	36	69 28 899.....	53
66 40 440.....	17	66 51 173.....	20	69 53 954.....	53
66 47 502.....	75	66 51 181.....	20	69 75 122.....	42
66 47 510.....	75	66 51 199.....	20	72 56 931.....	86, 112
66 47 528.....	75	66 51 207.....	20	72 56 949.....	86, 112
66 47 536.....	75	66 51 215.....	20	72 61 246.....	97
66 47 544.....	75	66 51 249.....	20	72 62 764.....	102
66 47 551.....	75	66 51 256.....	20	72 70 312.....	103
66 47 569.....	75	66 51 264.....	20	72 70 460.....	107
66 47 619.....	27	66 51 272.....	20	74 86 876.....	108
66 47 627.....	56	66 51 280.....	25	74 89 417.....	108
66 47 635.....	56	66 63 731.....	18	74 90 266.....	102
66 47 643.....	56	66 63 749.....	18	74 91 975.....	115
66 47 650.....	56	66 63 772.....	85	74 92 189.....	96
66 47 668.....	56	66 64 275.....	18, 48	74 92 239.....	96
66 47 676.....	56	66 64 283.....	18, 48	74 92 262.....	96
66 47 684.....	56	66 66 015.....	20	74 92 601.....	102
66 47 692.....	56	66 66 023.....	20	74 98 061.....	95, 102
66 47 700.....	56	66 66 270.....	9	74 98 079.....	95, 102
66 47 718.....	56	66 66 288.....	9	78 70 269.....	96
66 47 726.....	56	66 66 296.....	9	78 70 277.....	96
66 47 734.....	56	66 66 361.....	21	78 70 285.....	96
66 47 742.....	56	66 66 593.....	24	78 70 293.....	96
66 47 759.....	56	66 67 187.....	16	78 70 301.....	96
66 47 767.....	56	66 67 245.....	13, 22	78 70 319.....	96
66 47 775.....	56	66 67 286.....	22	78 70 947.....	110
66 47 783.....	56	66 70 212.....	59	84 19 160.....	109
66 47 791.....	56	66 70 245.....	22	84 20 077.....	109
66 47 817.....	59	66 70 262.....	9	85 39 983.....	109
66 47 825.....	59	66 70 297.....	98	90 04 532.....	32
66 47 833.....	59	66 70 300.....	51	90 04 979.....	33, 85
66 47 841.....	59	66 70 310.....	24, 116	90 05 125.....	29
66 47 858.....	59	66 96 504.....	39, 67	90 05 141.....	30
66 47 866.....	59	66 96 512.....	67	90 13 368.....	42
66 47 874.....	60	66 96 678.....	27, 69	90 20 561.....	64
66 47 890.....	26	66 96 744.....	70	90 20 579.....	64
66 47 999.....	22	66 97 023.....	66	90 30 578.....	32
66 49 730.....	24	66 97 205.....	71	90 30 677.....	49
66 49 748.....	16	66 97 262.....	69	90 37 193.....	71

Index

Order number index

90 37 730.....	68	93 77 896.....	43
90 65 871.....	46	93 77 904.....	90
90 80 623.....	38	93 77 912.....	90
90 85 556.....	52	93 77 961.....	91
90 85 564.....	52	93 77 979.....	91
90 85 614.....	68	93 80 502.....	65
90 85 648.....	40, 68	93 80 510.....	66
90 86 125.....	67	93 80 569.....	77
90 86 133.....	39, 67	93 80 577.....	77
90 86 141.....	39, 67	93 81 021.....	92
90 90 234.....	67	93 81 039.....	92
90 90 242.....	39, 67	93 81 484.....	65
90 90 259.....	67	93 81 492.....	65
91 04 464.....	49	95 73 460.....	49
91 04 472.....	49	96 10 023.....	46
91 26 525.....	67		
91 26 533.....	67		
91 26 970.....	68		
91 31 905.....	70, 77		
91 51 457.....	42		
91 51 465.....	41		
91 54 287.....	43		
91 54 295.....	76		
91 54 303.....	70, 78		
91 65 804.....	79		
91 68 758.....	85		
91 69 483.....	43		
91 73 691.....	33		
92 00 171.....	80		
92 00 387.....	33		
92 00 619.....	80		
92 44 369.....	37		
92 44 377.....	37		
92 53 931.....	80		
92 54 020.....	52		
93 03 892.....	33, 99		
93 03 900.....	33		
93 17 736.....	53		
93 18 056.....	64		
93 18 064.....	64		
93 26 737.....	78		
93 41 173.....	47		
93 41 793.....	52		
93 43 799.....	33		
93 48 939.....	94		
93 48 954.....	94		
93 48 962.....	94		
93 58 193.....	36		
93 58 474.....	27		
93 68 952.....	36		
93 69 109.....	45		
93 69 117.....	46		
93 77 110.....	31		

MAQUET

MAQUET Critical Care AB
SE-171 95 SOLNA
Sweden
Phone: +46 8 730 73 00
www.maquet.com/criticalcare

© Maquet Critical Care AB 2004. All rights reserved.

MAQUET reserves the right to modify the design and specifications contained herein without prior notice.

Order No. 66 70 054

Printed in Sweden

1004 2.5

Rev. 01 English

Price: Group 1

 GETINGE